



Antenna Datasheet

Product OC: YFMA200E3AM

Version: 1.0

Date: 2024-11-02

Status: Released

Product Name: 5G & Wi-Fi 2in1 Adhesive Mount Combo Antenna

Key Features:

Frequency Band: 5G: 600–960 MHz, 1420–2690 MHz, 3300–6000 MHz

WIFI: 2400–2500 MHz, 5150–5850 MHz, 5925–7125 MHz

Dimensions: 124.2 mm × 36.4 mm

Efficiency: Up to 77.2 %

RoHS and REACH Compliant

Overview

YFMA200E3AM is a 5G & WIFI 2in1 combo antenna measuring 124.2 mm × 36.4 mm. This antenna provides coverage from 600–960 MHz, 1420–2690 MHz, 3300–6000 MHz & 2400–2500 MHz, 5150–5850 MHz, 5925–7125 MHz. The antenna is available with connection via 2 cable lengths from 125 mm, terminated with IPEX MHF 1 connectors, and is available with customized cable lengths and connectors. Ideal for applications where the antenna is required to be mounted inside, this adhesive mount omnidirectional antenna is easy to install thanks to its flexible material. It is compatible with Quectel's 5G & WIFI Series modules. It has been tested with ABS board.

It allows constant and reliable transmission and reception due to its omnidirectional gain across all frequency bands. YFMA200E3AM is designed to offer high efficiency in many different mounting scenarios. It is a perfect antenna product for customers that desire highest performance. This high-efficiency, high-gain omnidirectional antenna is ideally suited for smart metering, remote monitoring, vehicle tracking and telematics, and many other IoT devices.

Quectel provides comprehensive antenna design support such as simulation, testing and manufacturing for custom antenna solutions to meet your specific application needs. We have regional R & D centers to offer quick response to meet your requirements. Please contact our sales & FAEs if you have any requests.

Contents

Overview.....	1
Contents.....	2
1 Specification.....	3
1.1. Electrical.....	3
1.1.1. 5G.....	4
1.1.2. Wi-Fi.....	4
1.2. Mechanical & Environmental	5
2 Drawing	6
3 Detailed Performance.....	7
3.1. S-Parameter Test	7
3.1.1. VSWR	7
3.1.2. Return Loss.....	9
3.1.3. Isolation.....	11
3.2. Radiation Performance Test.....	12
3.2.1. Efficiency.....	12
3.2.1. Average Gain	14
3.2.2. Peak Gain	16
3.2.3. 3D & 2D Radiation Pattern	18
4 Packaging	28
Contact Us.....	30
Legal Notices	31
Revision History	33

1 Specification

Test Condition: Stick On 3 mm Thick ABS Board

1.1. Electrical

Electrical Specifications		
Frequency Range	5G	600–960 MHz, 1420–2690 MHz, 3300–6000 MHz
	Wi-Fi	2400–2500 MHz, 5150–5850 MHz, 5925–7125 MHz
Radiation Pattern		Omni-directional
Polarization		Linear
Impedance		50 Ω
Isolation		≤ -16.5 dB

1.1.1. 5G

Electrical – Detail												
Band	Band	B71	B12 /B13 /B28	B5 /B8 /B26	n74 /n75 /n76	B1 /B2 /B3	B40	Wi-Fi 2G	B38 /B41	B42 /B48 /n77	n79	Wi-Fi 5G
	SPEC	Freq. (MHz)	600– 700	700– 810	820– 960	1420– 1520	1700– 2170	2300– 2400	2400– 2500	2500– 2690	3300– 4200	4400– 5000
Max. VSWR		2.8	2.7	5.2	2.9	2.6	1.7	1.8	1.9	2.4	1.6	1.8
Max. Return Loss (dB)		-6.6	-6.7	-3.4	-6.3	-7.1	-11.4	-11.1	-10.1	-7.6	-12.8	-11.0
AVG Eff. (%)		38.0	68.5	52.7	43.5	61.8	70.1	70.4	67.3	61.4	71.0	66.9
AVG AVG Gain (dB)		-4.3	-1.7	-2.8	-3.6	-2.1	-1.5	-1.5	-1.7	-2.1	-1.5	-1.7
Max. Peak Gain (dBi)		1.3 (700)	1.8 (740)	1.1 (820)	1.5 (1470)	4.1 (2060)	2.6 (2300)	1.9 (2500)	1.9 (2510)	5.0 (3790)	4.9 (4660)	3.5 (5150)
VSWR							≤ 5.2					
Return Loss							≤ -3.4 dB					
Peak Gain							≤ 5.0 dBi					

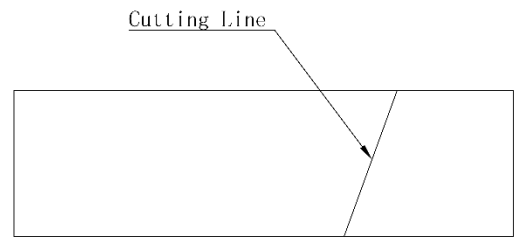
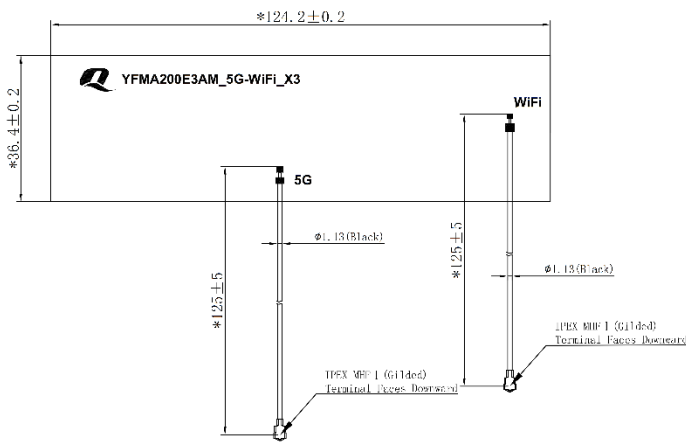
1.1.2. Wi-Fi

Specification	Band	Band	Wi-Fi 2G	Wi-Fi 5G	Wi-Fi 6G
		Freq. (MHz)	2400–2500	5150–5850	5925–7125
Max. VSWR			1.3	2.1	1.5
Max. Return Loss (dB)			-18.8	-8.9	-13.7
AVG Eff. (%)			60.4	62.3	57.2
AVG AVG Gain (dB)			-2.2	-2.1	-2.4
Max. Peak Gain (dBi)			2.4 (2410)	3.7 (5700)	3.7 (6200)
VSWR			≤ 2.1		
Return Loss			≤ -8.9 dB		
Peak Gain			≤ 3.7 dBi		

1.2. Mechanical & Environmental

Mechanical		
Antenna Dimensions		124.2 mm × 36.4 mm
Antenna Material & Color		FPC & Black
Cable Type & Color & Length	5G	Φ 1.13 & Black & 125 mm
	Wi-Fi	Φ 1.13 & Black & 125 mm
Connector Type		IPEX MHF 1
Weight		Typ. 2.3 g
Mounting Type		Adhesive
Environmental		
Operation Temperature		-40 °C to +85 °C
Storage Temperature		-40 °C to +85 °C
RoHS & REACH Compliant		Yes

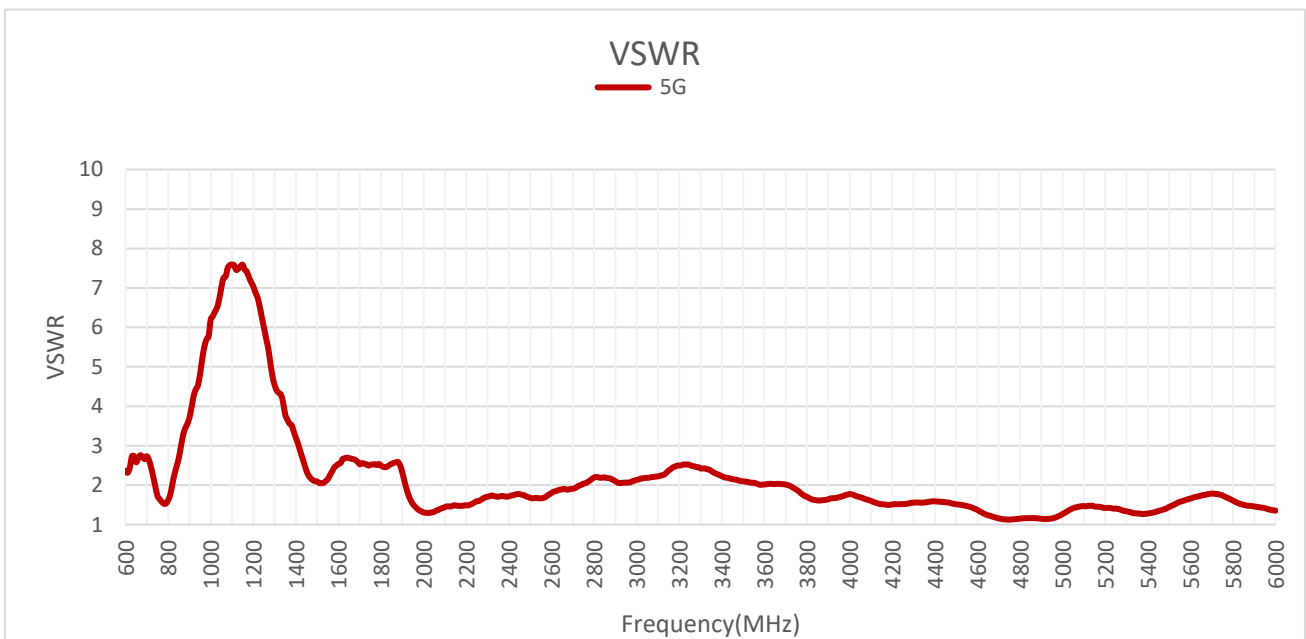
2 Drawing



3 Detailed Performance

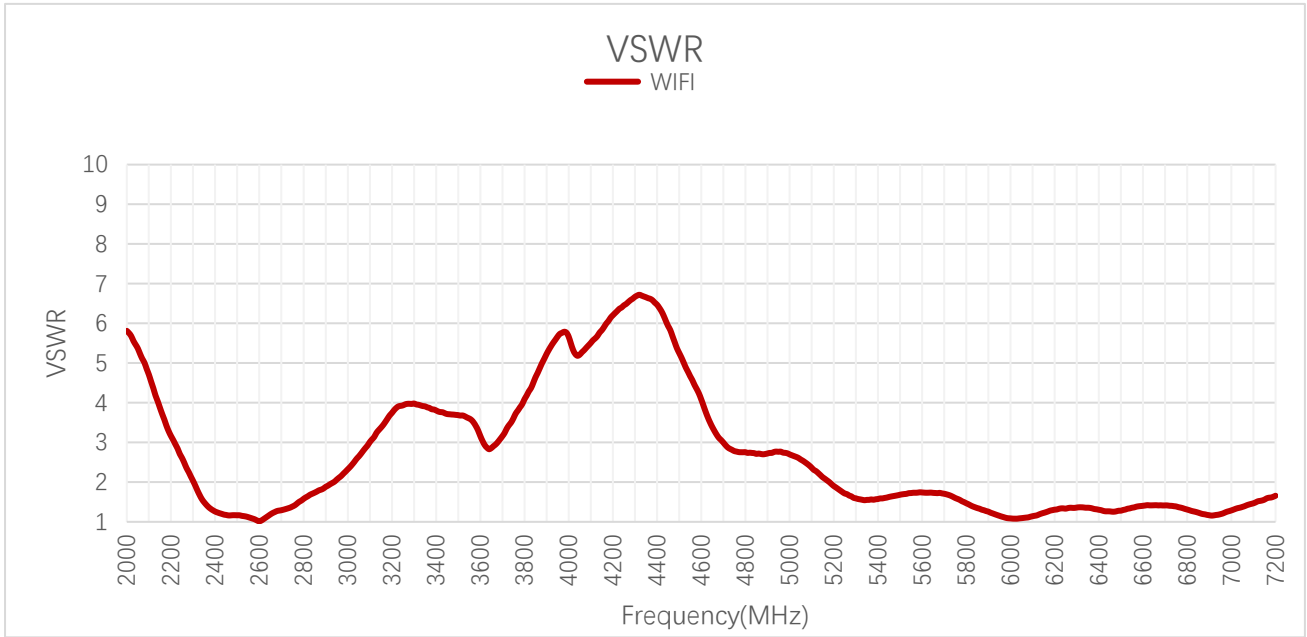
3.1. S-Parameter Test

3.1.1. VSWR



VSWR – 5G

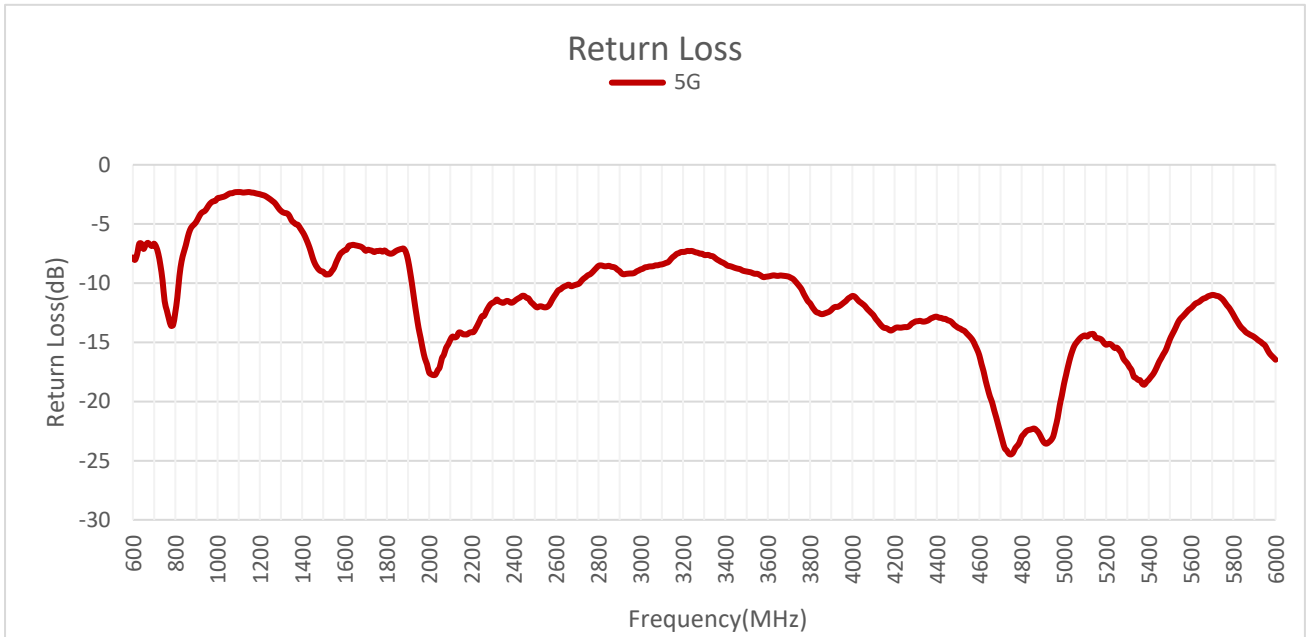
Frequency (MHz)	600	630	710	830	900	960	1440	1710	1740	1880
VSWR	2.4	2.7	2.6	2.3	3.7	5.2	2.5	2.6	2.5	2.6
Frequency (MHz)	1950	2140	2350	2450	2600	3600	4700	5000	5500	6000
VSWR	1.5	1.5	1.7	1.8	1.8	2.0	1.2	1.3	1.4	1.4



VSWR – Wi-Fi

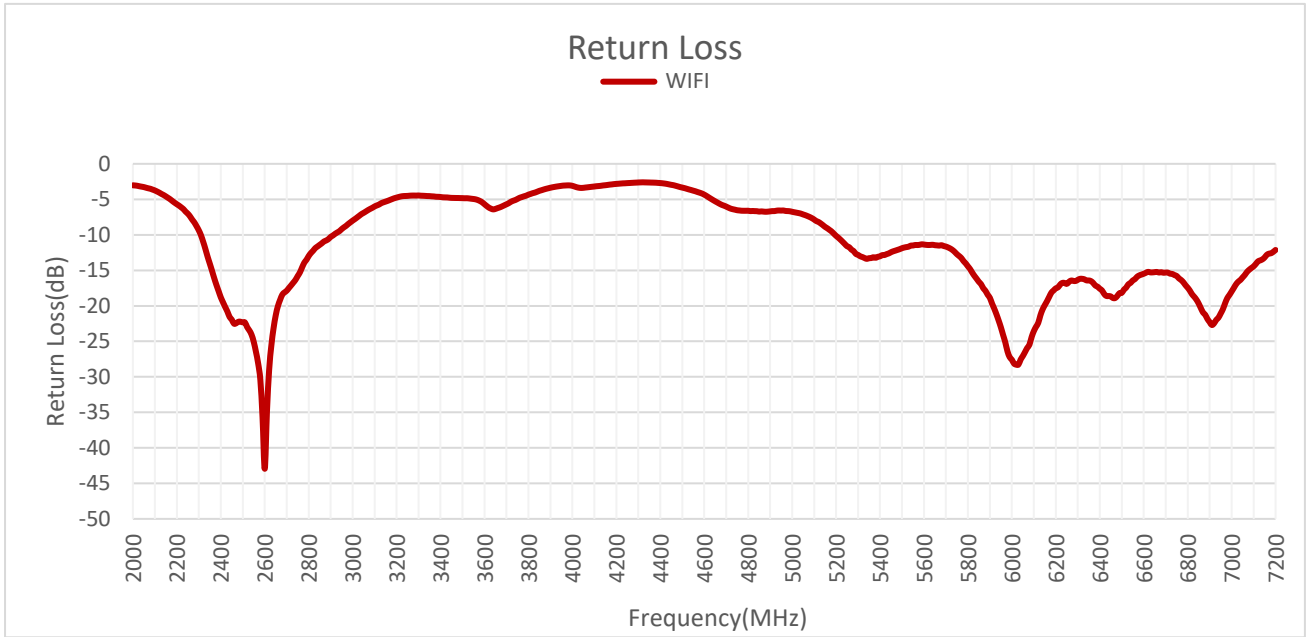
Frequency (MHz)	2400	2450	2500	5150	5500	5850	5925	6325	6725	7125
VSWR	1.3	1.2	1.2	2.1	1.7	1.3	1.2	1.4	1.4	1.5

3.1.2. Return Loss



Return Loss (dB) – 5G

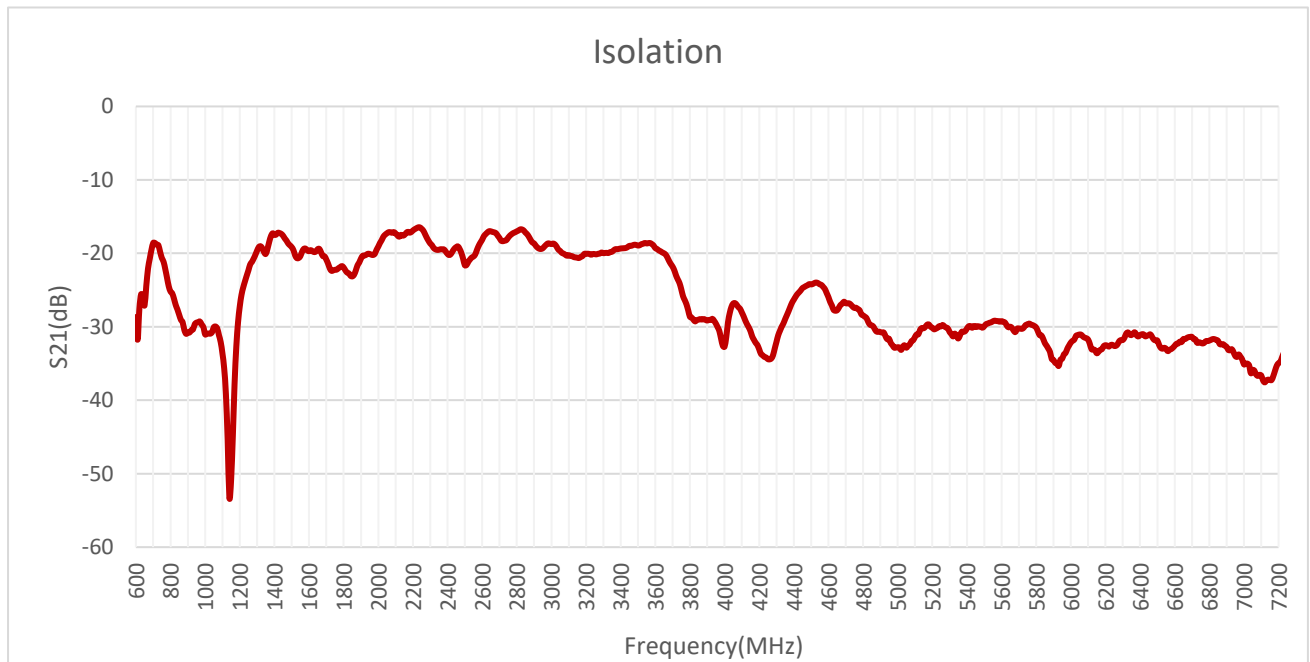
Frequency (MHz)	600	630	710	830	900	960	1440	1710	1740	1880
Return Loss (dB)	-7.8	-6.7	-6.9	-8.2	-4.8	-3.4	-7.3	-7.2	-7.4	-7.1
Frequency (MHz)	1950	2140	2350	2450	2600	3600	4700	5000	5500	6000
Return Loss (dB)	-13.8	-14.2	-11.7	-11.1	-10.9	-9.4	-22.7	-18.5	-14.8	-16.5



Return Loss – Wi-Fi

Frequency (MHz)	2400	2450	2500	5150	5500	5850	5925	6325	6725	7125
Return Loss (dB)	-18.8	-21.9	-22.3	-8.9	-11.9	-16.6	-20.4	-16.2	-15.5	-13.7

3.1.3. Isolation

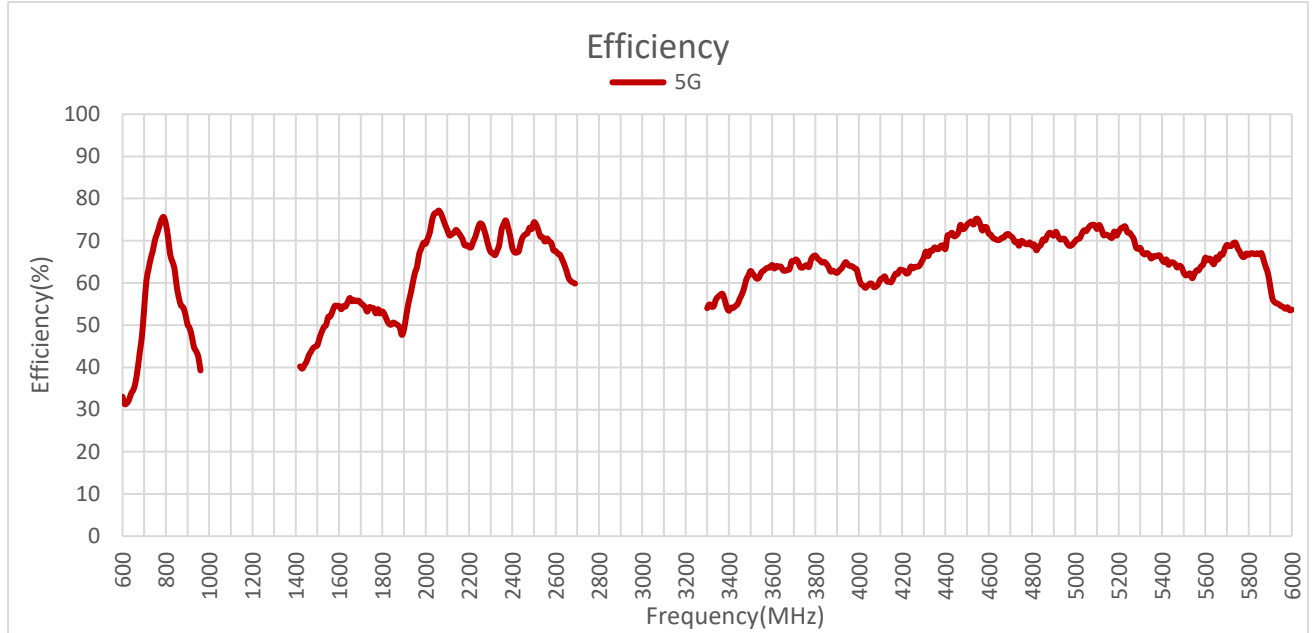


Max Isolation (dB)

Band	B71	B12/ B13/ B28	B5/ B8/ B26	n74/ n75/ n76	B1/ B2/ B3	B40	Wi-Fi 2G	B38/ B41	B42/ B48/ n77	n79	Wi-Fi 5G	Wi-Fi 6G
Freq. (MHz)	600– 700	700– 810	820– 960	1420– 1520	1700– 2170	2300– 2400	2400– 2500	2500– 2690	3300– 4200	4400– 5000	5150– 5850	5925– 7125
Isolation (dB)	-18.6	-18.6	-26.2	-17.2	-17.1	-18.7	-19.1	-17.0	-18.6	-24.0	-29.2	-30.8

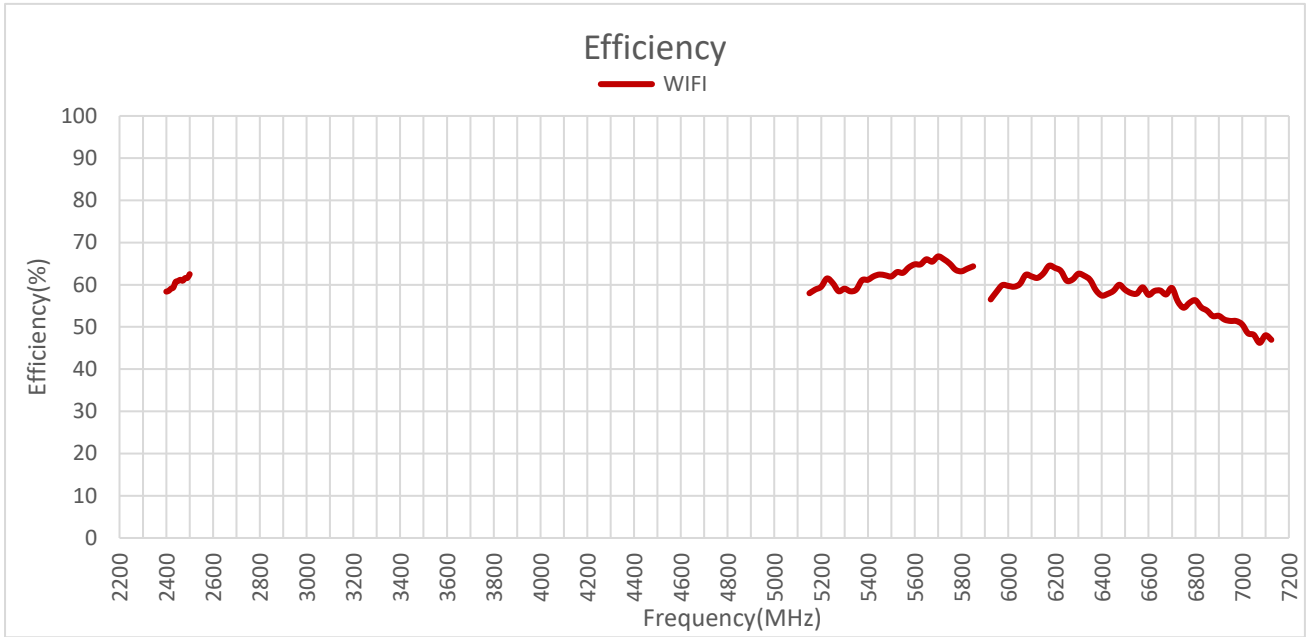
3.2. Radiation Performance Test

3.2.1. Efficiency

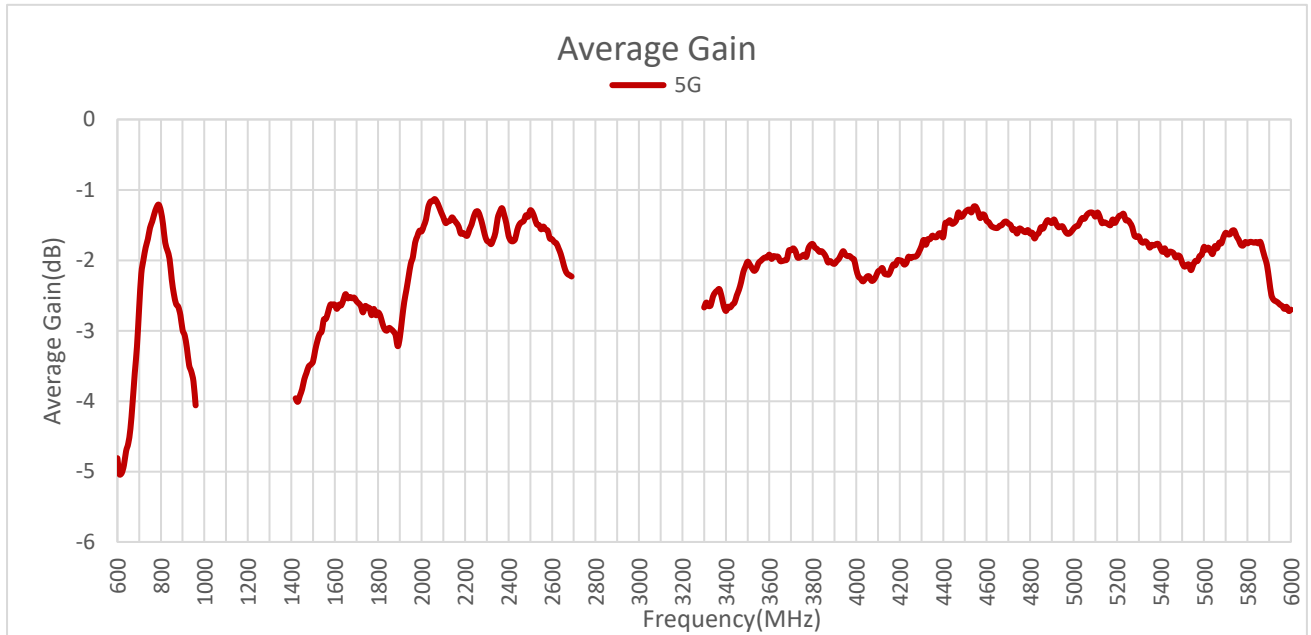


Efficiency (%) – 5G

Frequency (MHz)	600	630	710	830	900	960	1440	1710	1740	1880
Efficiency (%)	33.0	32.3	60.4	65.1	50.2	39.3	40.5	54.8	54.3	49.5
Frequency (MHz)	1950	2140	2350	2450	2600	3600	4700	5000	5500	6000
Efficiency (%)	62.3	72.6	72.5	71.0	67.6	64.3	71.1	70.0	62.5	53.7

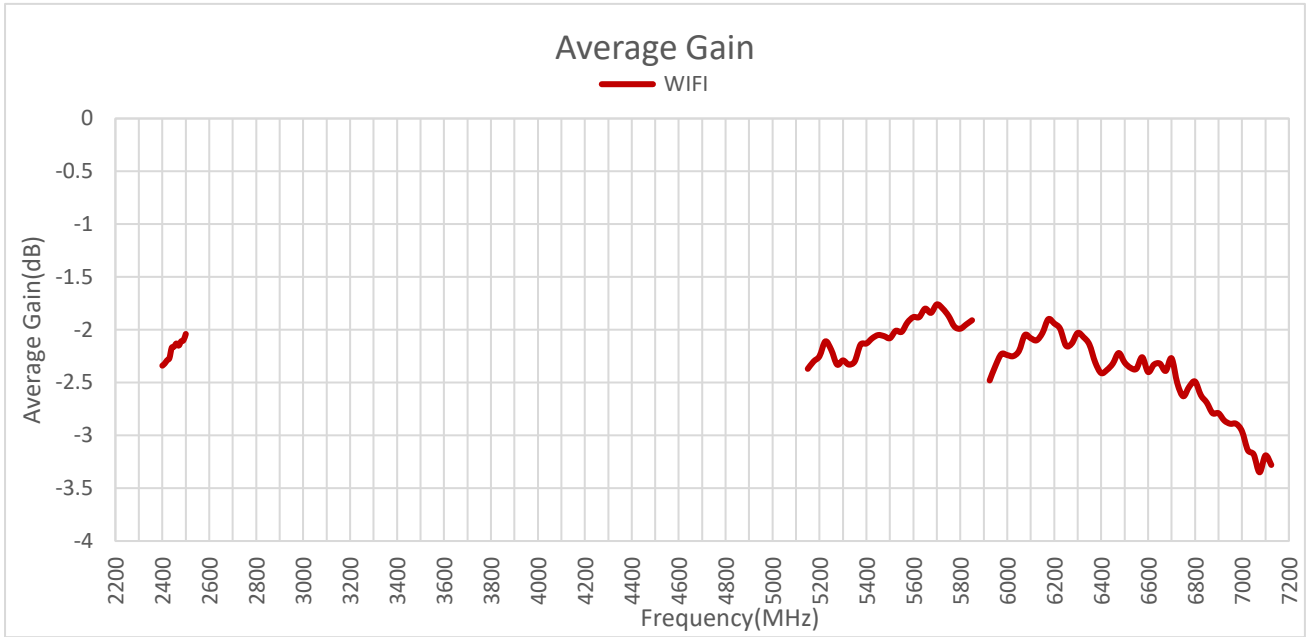


3.2.1. Average Gain



Average Gain (dB) – 5G

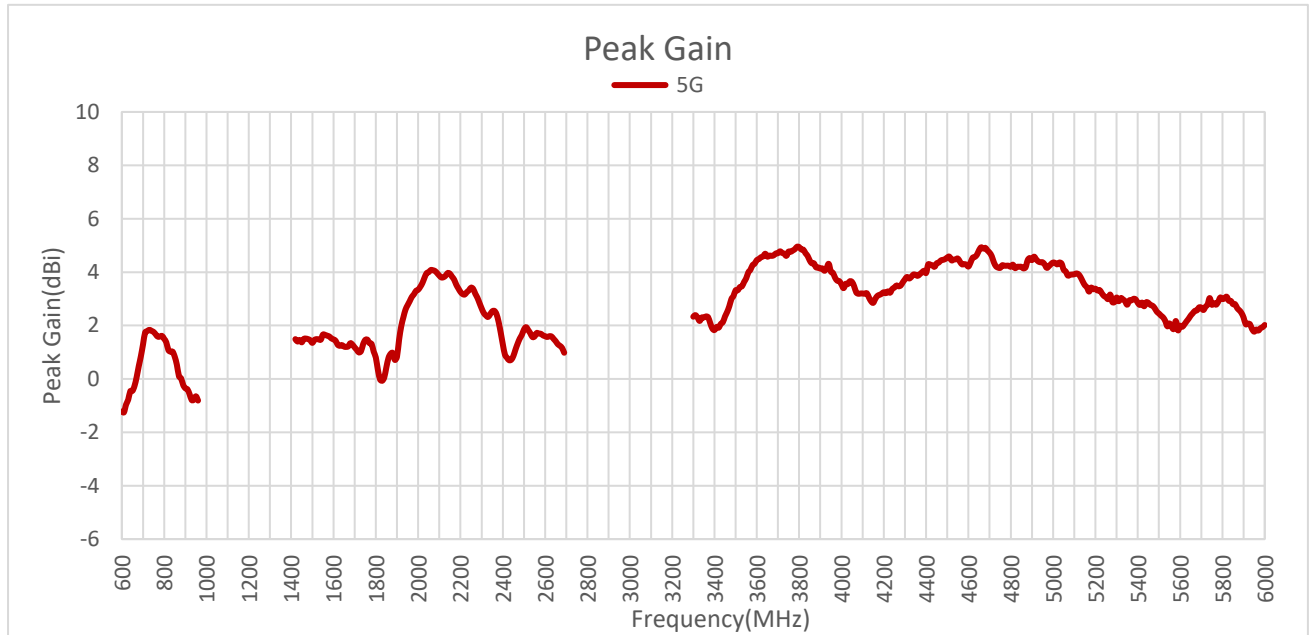
Frequency (MHz)	600	630	710	830	900	960	1440	1710	1740	1880
Average Gain (dB)	-4.8	-4.9	-2.2	-1.9	-3.0	-4.1	-3.9	-2.6	-2.7	-3.1
Frequency (MHz)	1950	2140	2350	2450	2600	3600	4700	5000	5500	6000
Average Gain (dB)	-2.1	-1.4	-1.4	-1.5	-1.7	-1.9	-1.5	-1.6	-2.0	-2.7



Average Gain (dB) – Wi-Fi

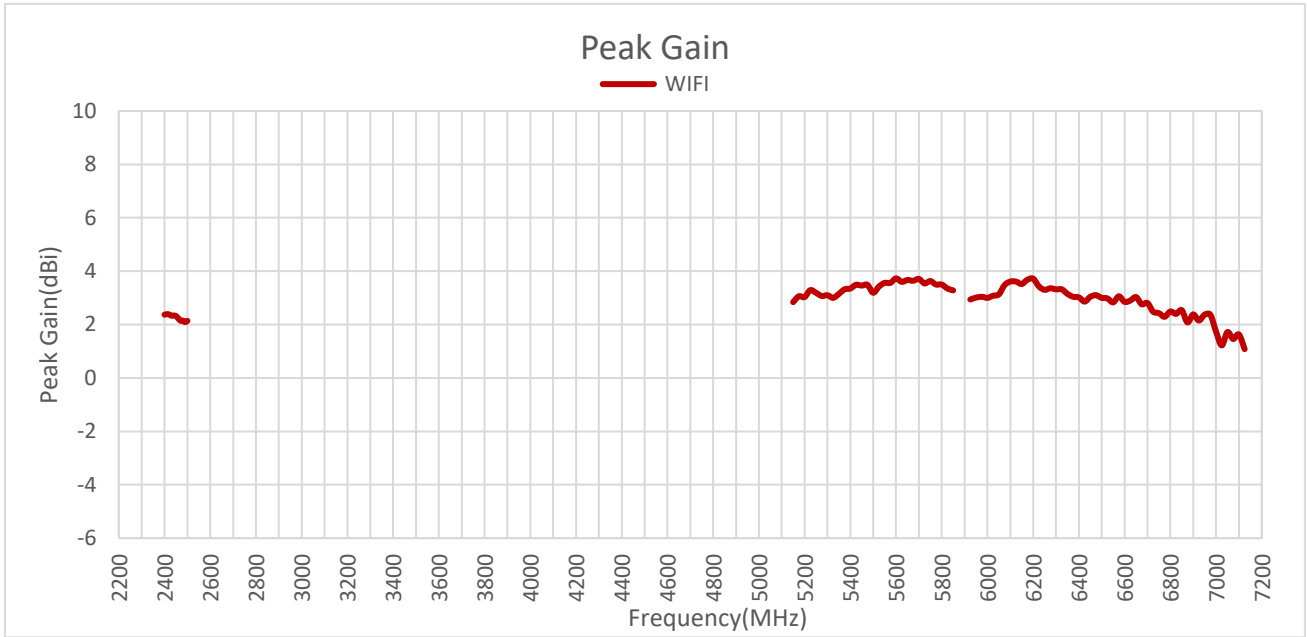
Frequency (MHz)	2400	2450	2500	5150	5500	5850	5925	6325	6725	7125
Average Gain (dB)	-2.3	-2.2	-2.0	-2.4	-2.1	-1.9	-2.5	-2.1	-2.5	-3.3

3.2.2. Peak Gain



Peak Gain (dBi) – 5G

Frequency (MHz)	600	630	710	830	900	960	1440	1710	1740	1880
Peak Gain (dBi)	-1.2	-0.8	1.7	1.0	-0.4	-0.8	1.5	1.1	1.3	1.0
Frequency (MHz)	1950	2140	2350	2450	2600	3600	4700	5000	5500	6000
Peak Gain (dBi)	2.8	4.0	2.5	0.9	1.6	4.5	4.7	4.4	2.5	2.0




Peak Gain (dBi) – Wi-Fi

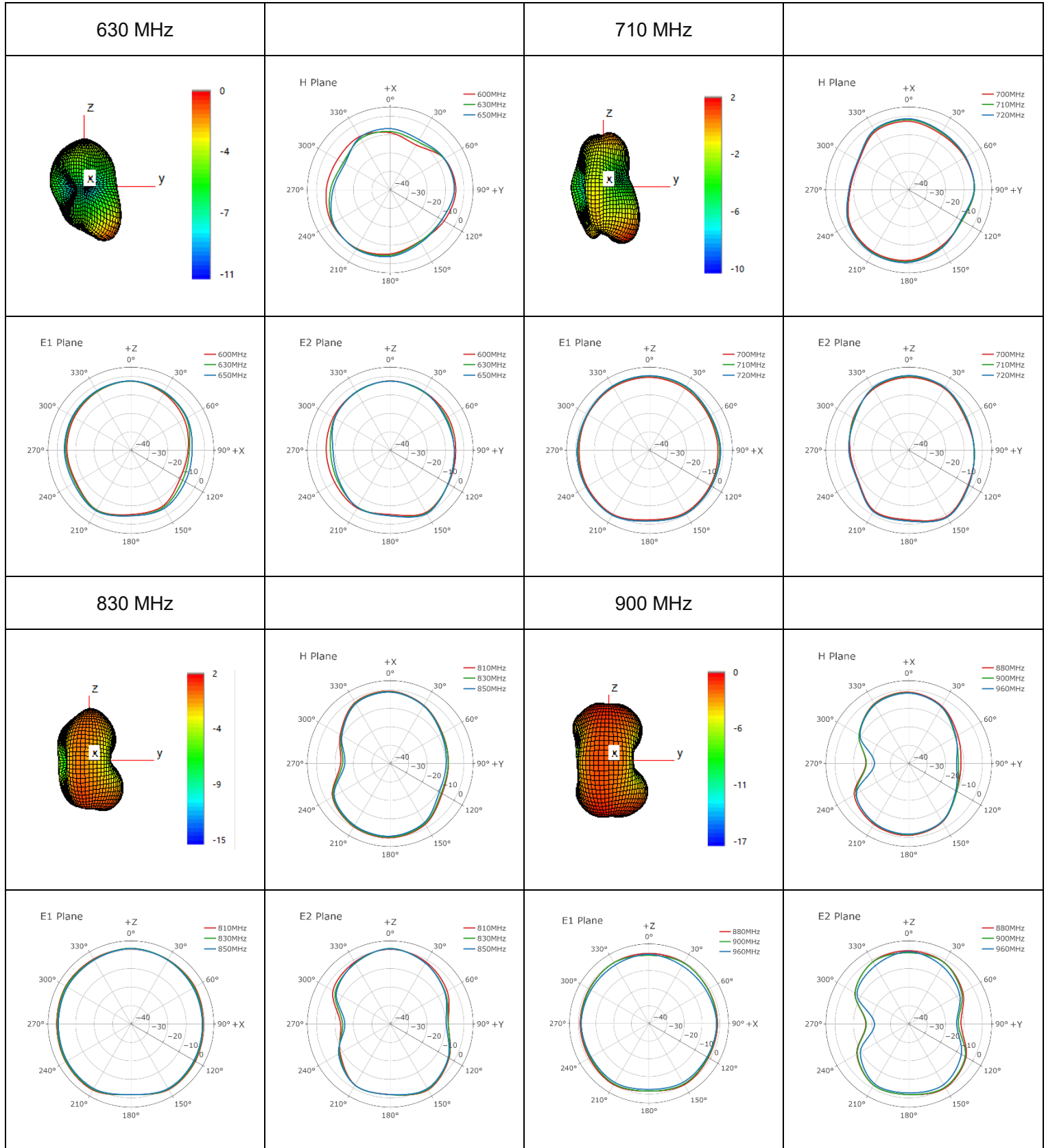
Frequency (MHz)	2400	2450	2500	5150	5500	5850	5925	6325	6725	7125
Peak Gain (dBi)	2.4	2.3	2.1	2.8	3.2	3.3	2.9	3.3	2.5	1.1

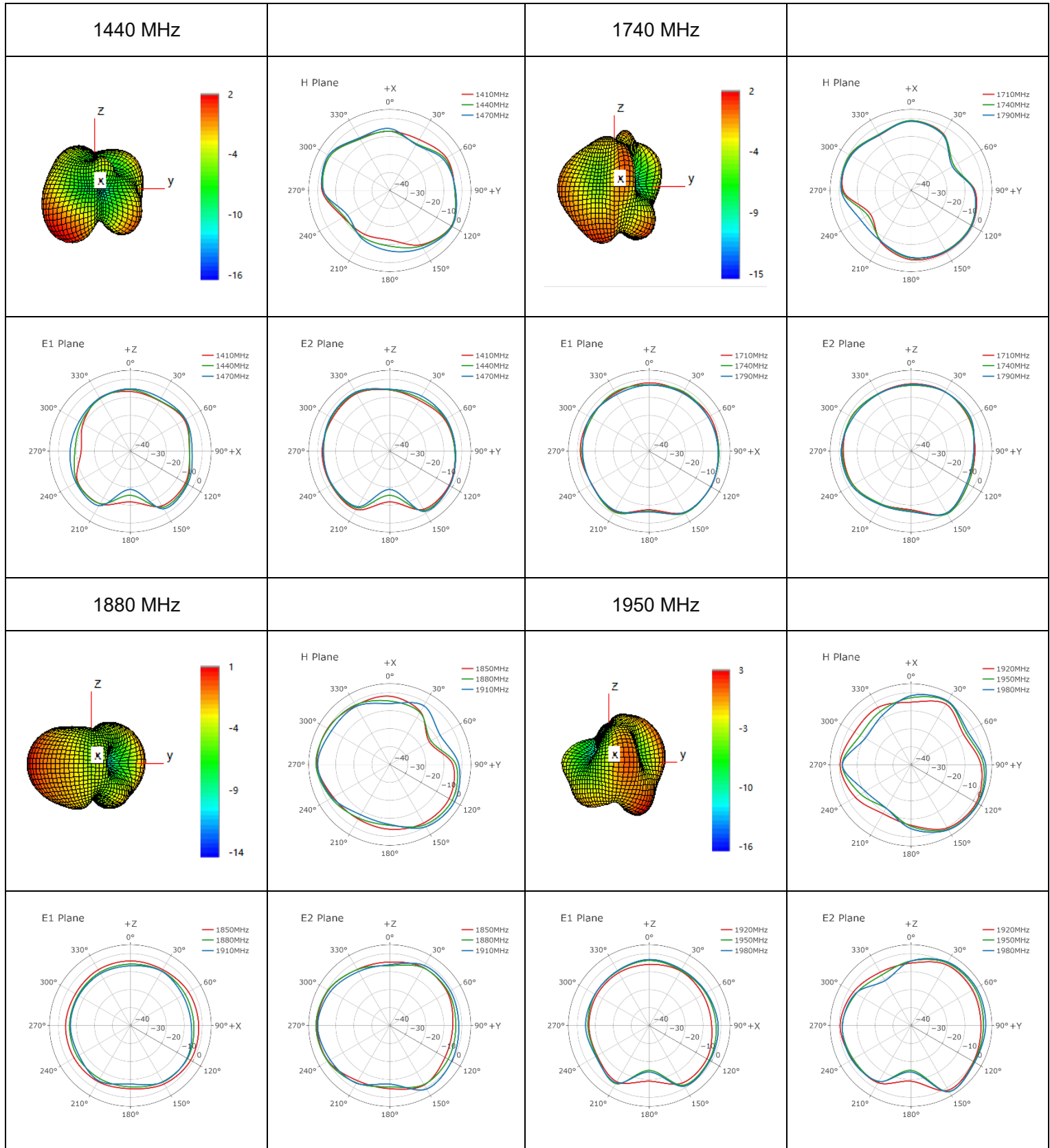
3.2.3. 3D & 2D Radiation Pattern

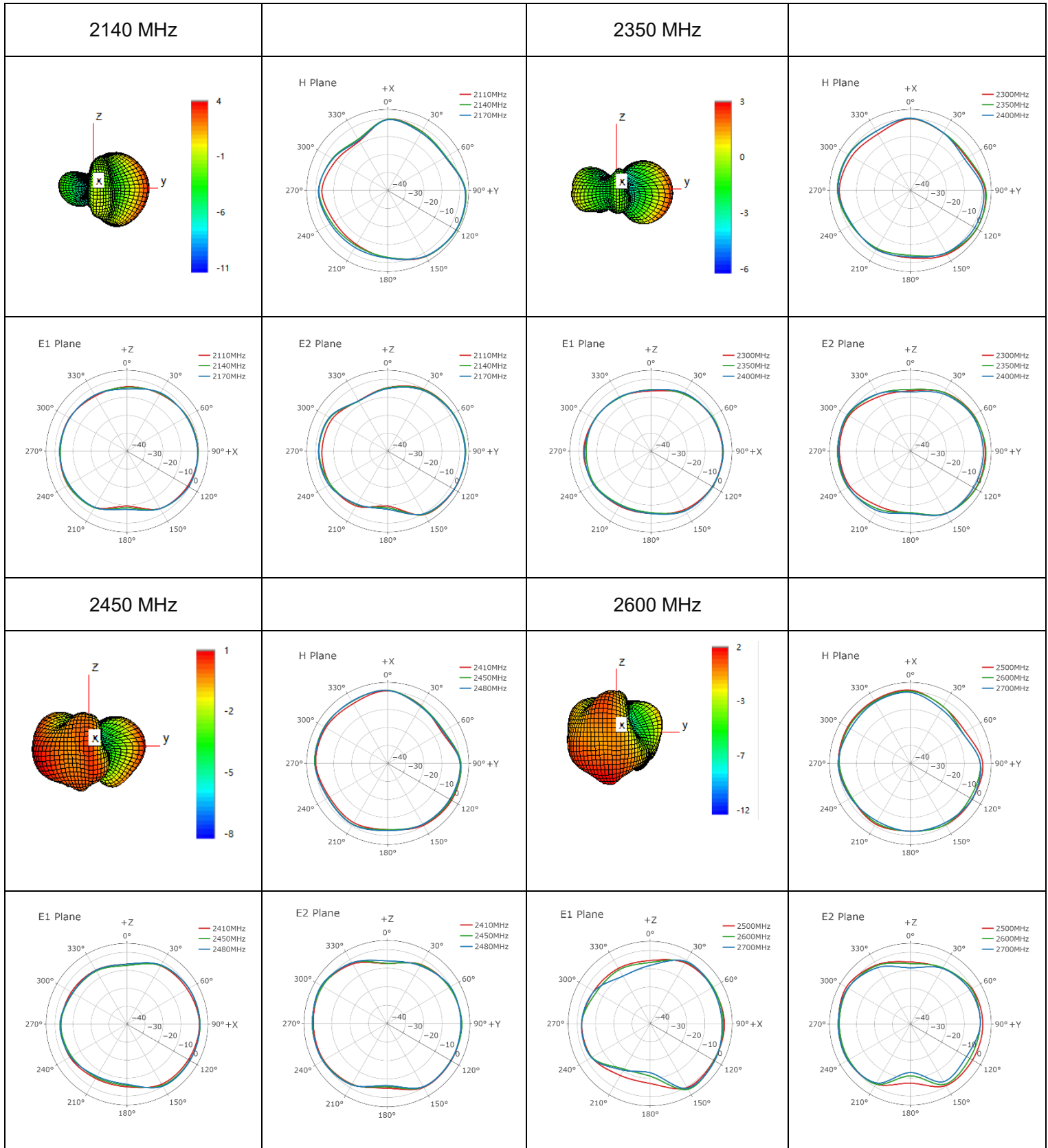
- Test Status: Stick On 3 mm Thick ABS Board
- Test Chamber: HF-G-1

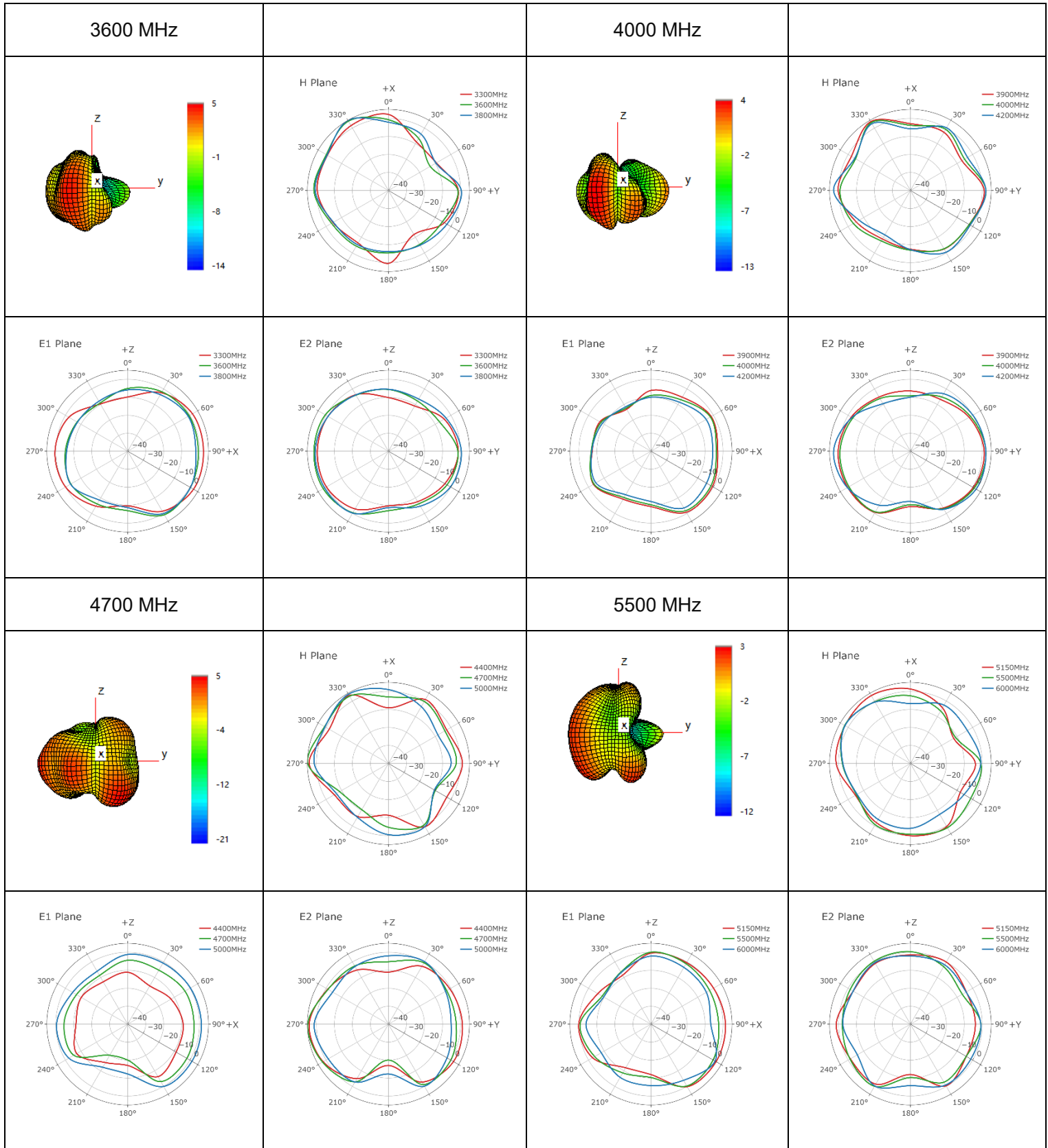


● **5G**

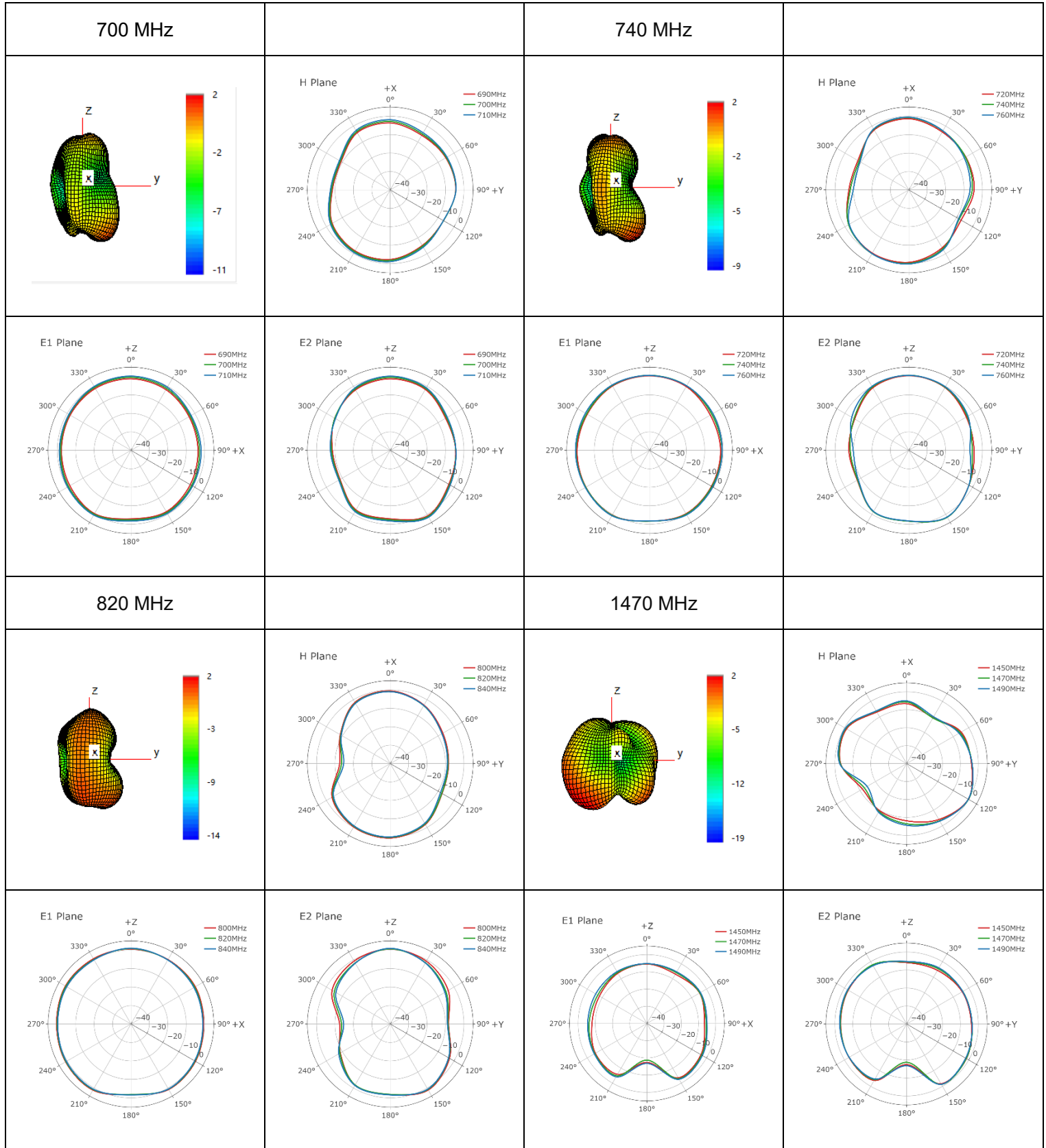


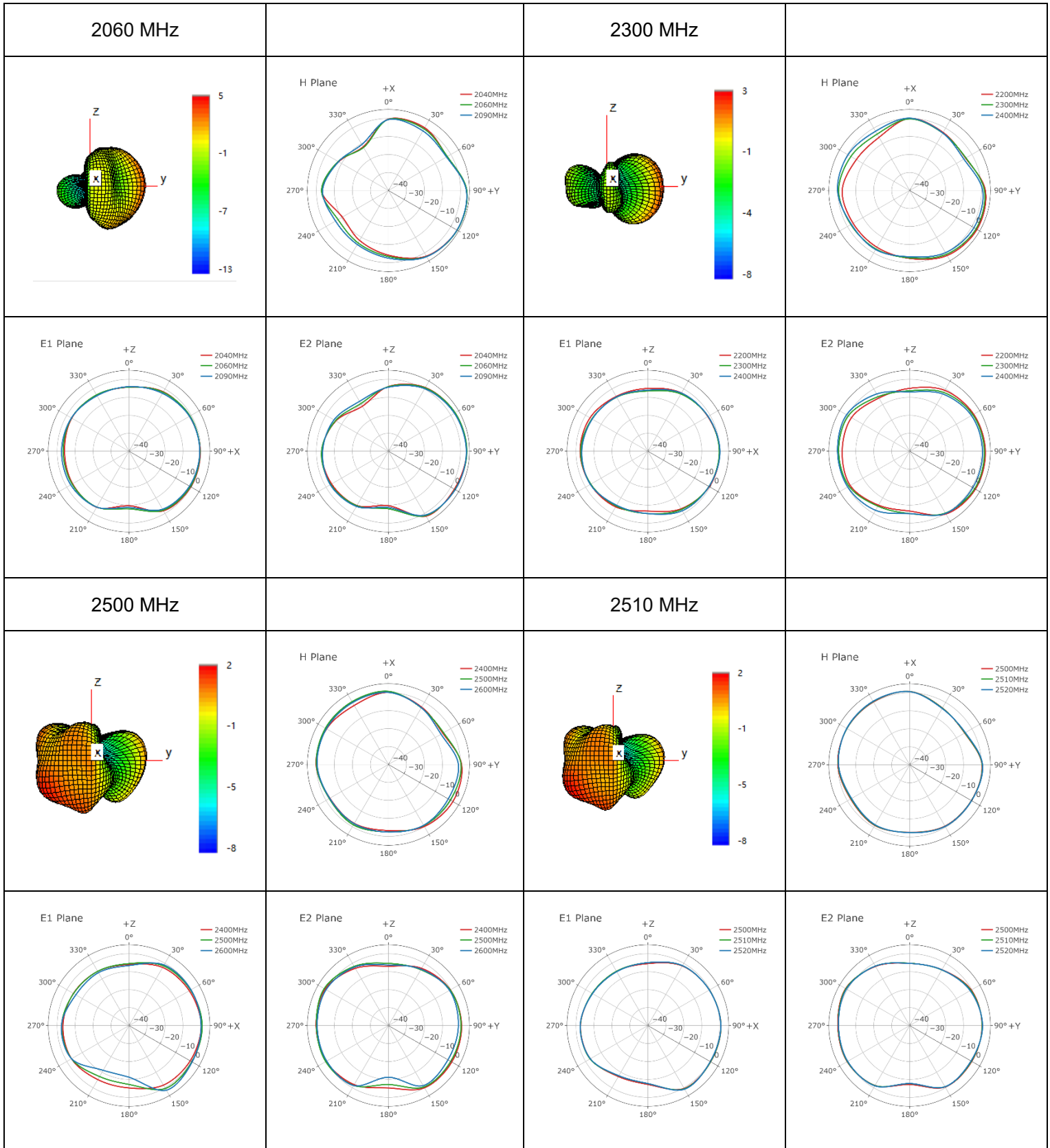


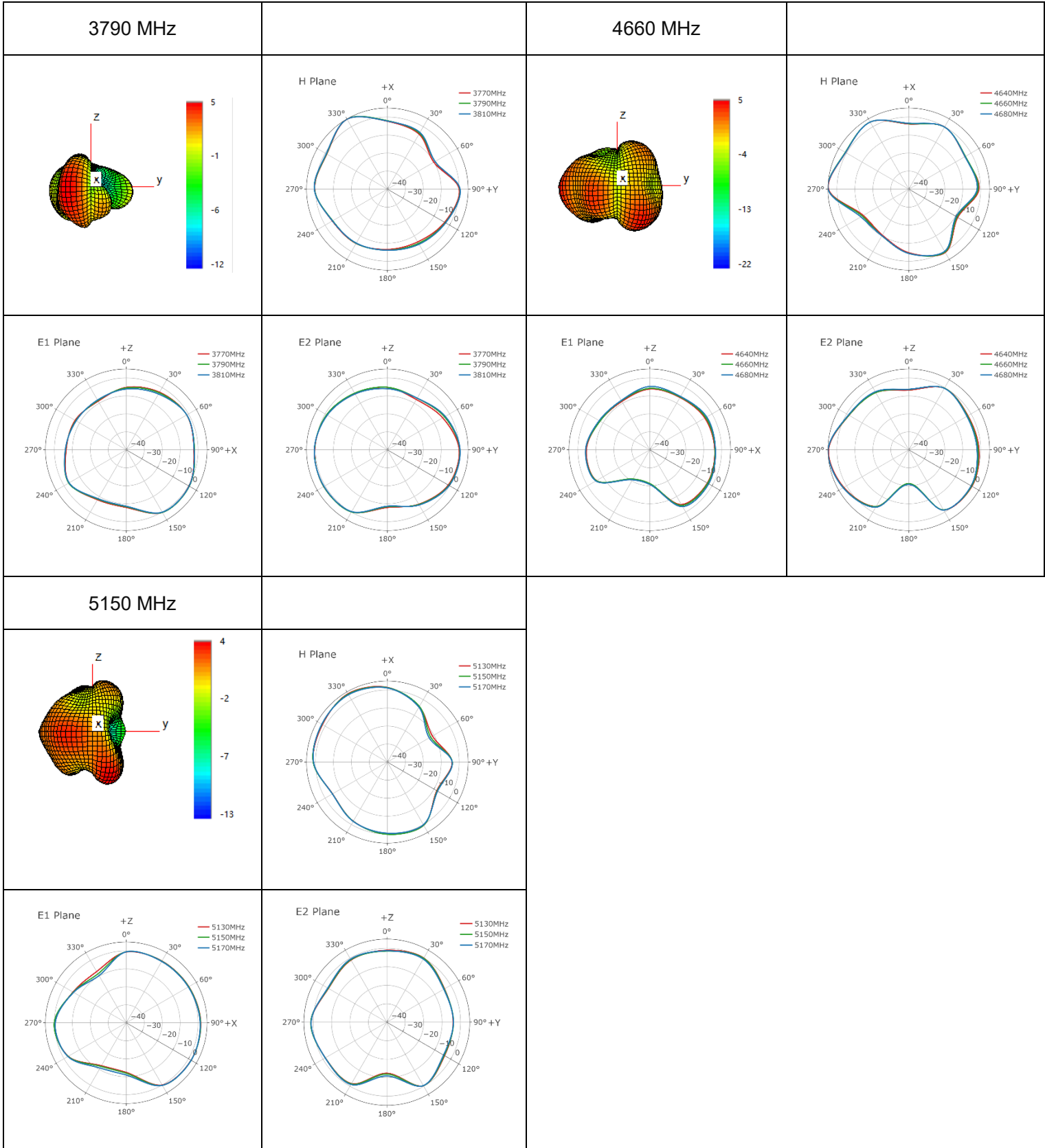




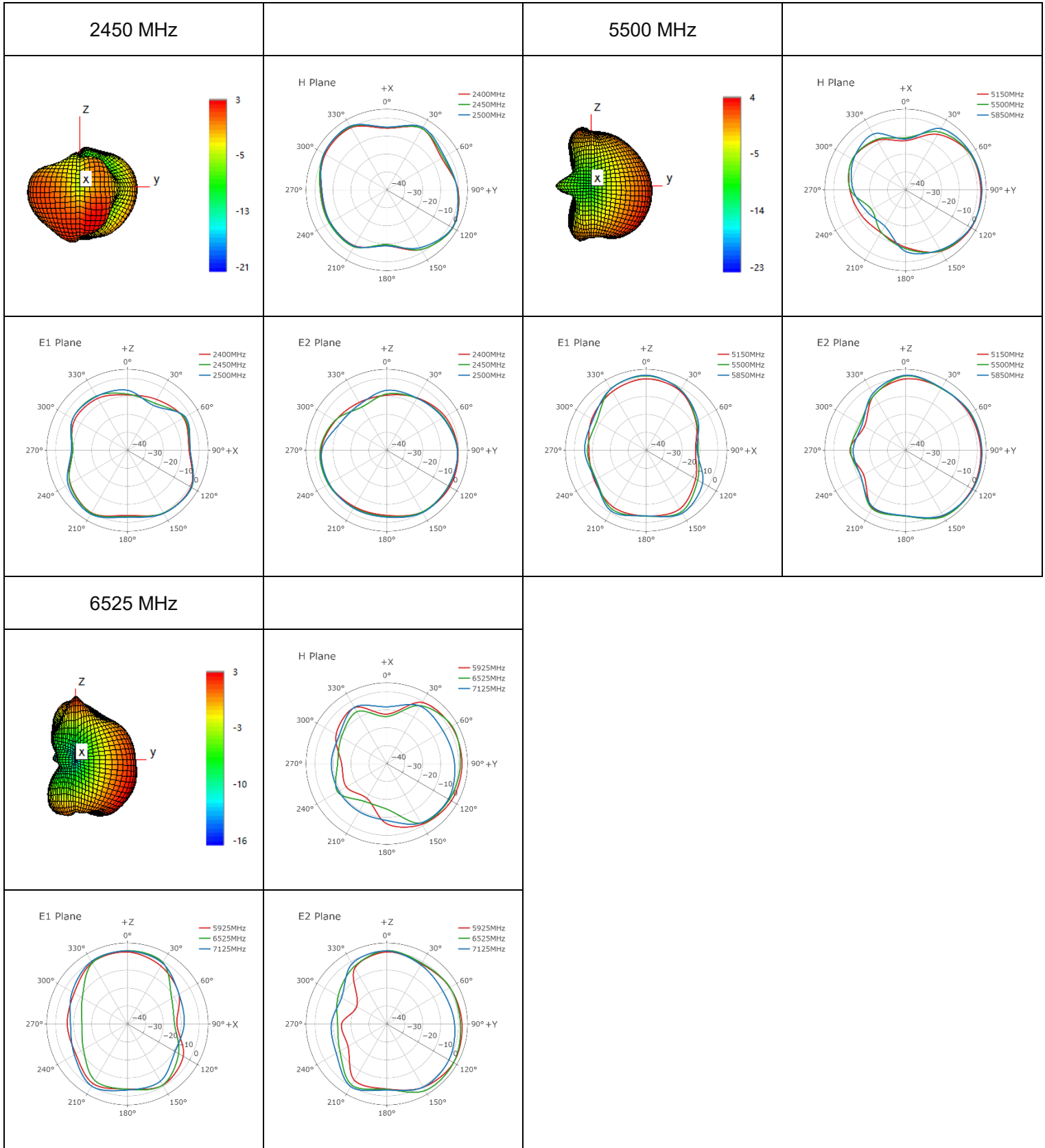
● **Peak Gain – 5G**



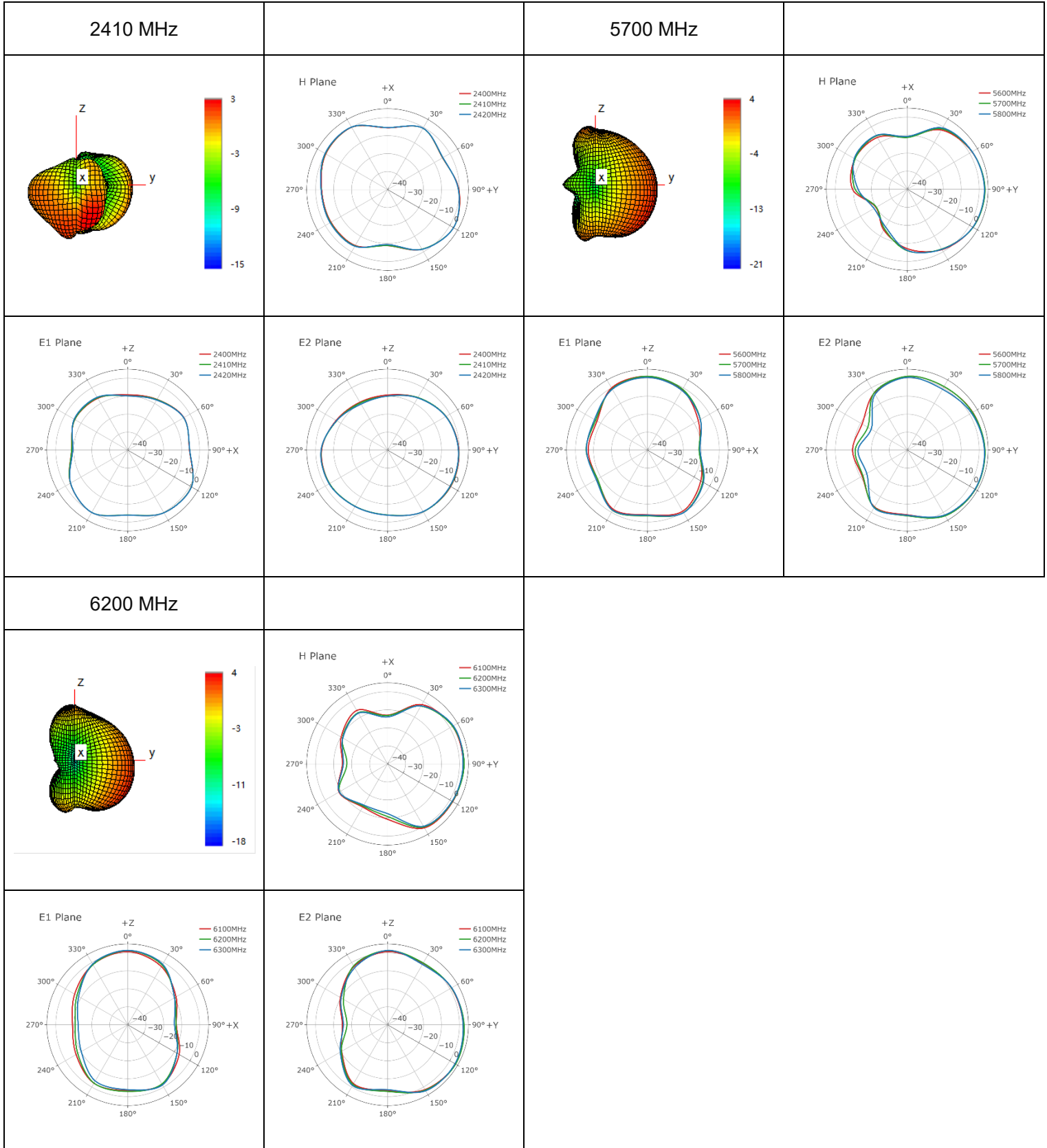




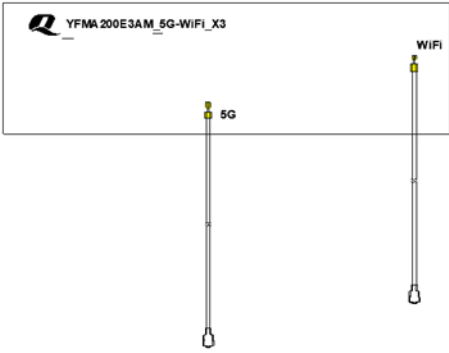
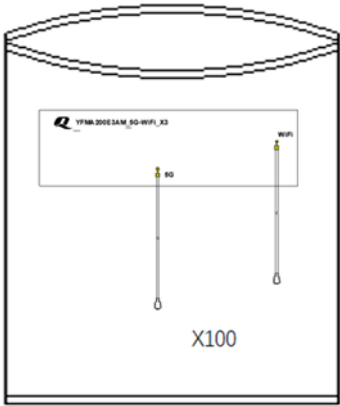
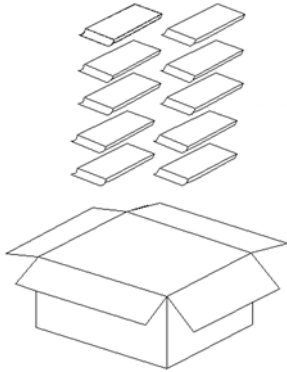
● **Wi-Fi**

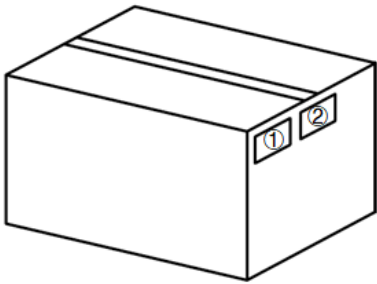
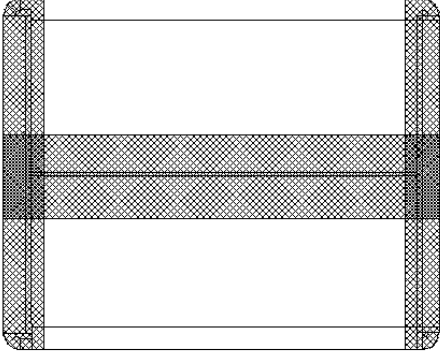


● **Peak Gain – Wi-Fi**



4 Packaging

Step	Packaging Picture / 2D Picture	Description
1	 <p>The drawing shows two antenna models. The left one is labeled '5G' and the right one is labeled 'WiFi'. Both have a gold-colored SMA connector at the top and a small antenna element at the bottom. The drawing is enclosed in a rectangular frame with the product name 'YFMA 200E3AM_5G-WIFI_X3' at the top left.</p>	Product drawing
2	 <p>The diagram shows a large, clear plastic bag with a rounded top. Inside the bag, the same two antenna models from the previous step are shown. Below the antennas, the text 'X100' is written. The bag has the product name 'YFMA 200E3AM_5G-WIFI_X3' printed on its front.</p>	100 pcs antenna products in a PE bag. (100 PCS Antennas / PE Bag)
3	 <p>The diagram shows a stack of 25 small, rectangular PE bags, arranged in a grid pattern. Below the stack is a simple line drawing of an open cardboard carton box, showing its top flaps.</p>	<p>(25 PE Bags / Carton Box) (2500 PCS Antennas / Carton Box) Estimated quantity Products that cannot fill the entire carton box are packed in a suitable size carton box.</p> <p><u>Carton Size:</u> <u>L × W × H = 300 × 250 × 200 mm</u></p>

4		<p>Position for Attaching Labels</p> <ul style="list-style-type: none"> ① Carton Label ② Quality Label
5		<p>Sealing Cartons H-shaped sealing cartons</p>
Note	<p>The initial packaging method described above is for reference only, and the final actual packaging method shall be subject to the actual shipping packaging.</p>	

Contact Us

At Quectel, our aim is to provide timely and comprehensive services to our customers. If you require any assistance, please contact our headquarters:

Quectel Wireless Solutions Co., Ltd.

Building 5, Shanghai Business Park Phase III (Area B), No.1016 Tianlin Road, Minhang District, Shanghai 200233, China

Tel: +86 21 5108 6236

Email: info@quectel.com

Or our local offices. For more information, please visit:

<http://www.quectel.com/support/sales.htm>.

For technical support, or to report documentation errors, please visit:

<http://www.quectel.com/support/technical.htm>.

Or email us at: support@quectel.com.

Legal Notices

We offer information as a service to you. The provided information is based on your requirements and we make every effort to ensure its quality. You agree that you are responsible for using independent analysis and evaluation in designing intended products, and we provide reference designs for illustrative purposes only. Before using any hardware, software or service guided by this document, please read this notice carefully. Even though we employ commercially reasonable efforts to provide the best possible experience, you hereby acknowledge and agree that this document and related services hereunder are provided to you on an “as available” basis. We may revise or restate this document from time to time at our sole discretion without any prior notice to you.

Use and Disclosure Restrictions

License Agreements

Documents and information provided by us shall be kept confidential, unless specific permission is granted. They shall not be accessed or used for any purpose except as expressly provided herein.

Copyright

Our and third-party products hereunder may contain copyrighted material. Such copyrighted material shall not be copied, reproduced, distributed, merged, published, translated, or modified without prior written consent. We and the third party have exclusive rights over copyrighted material. No license shall be granted or conveyed under any patents, copyrights, trademarks, or service mark rights. To avoid ambiguities, purchasing in any form cannot be deemed as granting a license other than the normal non-exclusive, royalty-free license to use the material. We reserve the right to take legal action for noncompliance with abovementioned requirements, unauthorized use, or other illegal or malicious use of the material.

Trademarks

Except as otherwise set forth herein, nothing in this document shall be construed as conferring any rights to use any trademark, trade name or name, abbreviation, or counterfeit product thereof owned by Quectel or any third party in advertising, publicity, or other aspects.

Third-Party Rights

This document may refer to hardware, software and/or documentation owned by one or more third parties (“third-party materials”). Use of such third-party materials shall be governed by all restrictions and obligations applicable thereto.

We make no warranty or representation, either express or implied, regarding the third-party materials, including but not limited to any implied or statutory, warranties of merchantability or fitness for a particular purpose, quiet enjoyment, system integration, information accuracy, and non-infringement of any third-party intellectual property rights with regard to the licensed technology or use thereof. Nothing herein constitutes a representation or warranty by us to either develop, enhance, modify, distribute, market, sell, offer for sale, or otherwise maintain production of any our products or any other hardware, software, device, tool, information, or product. We moreover disclaim any and all warranties arising from the course of dealing or usage of trade.

Privacy Policy

To implement module functionality, certain device data are uploaded to Quectel's or third-party's servers, including carriers, chipset suppliers or customer-designated servers. Quectel, strictly abiding by the relevant laws and regulations, shall retain, use, disclose or otherwise process relevant data for the purpose of performing the service only or as permitted by applicable laws. Before data interaction with third parties, please be informed of their privacy and data security policy.

Disclaimer

- a) We acknowledge no liability for any injury or damage arising from the reliance upon the information.
- b) We shall bear no liability resulting from any inaccuracies or omissions, or from the use of the information contained herein.
- c) While we have made every effort to ensure that the functions and features under development are free from errors, it is possible that they could contain errors, inaccuracies, and omissions. Unless otherwise provided by valid agreement, we make no warranties of any kind, either implied or express, and exclude all liability for any loss or damage suffered in connection with the use of features and functions under development, to the maximum extent permitted by law, regardless of whether such loss or damage may have been foreseeable.
- d) We are not responsible for the accessibility, safety, accuracy, availability, legality, or completeness of information, advertising, commercial offers, products, services, and materials on third-party websites and third-party resources.

Copyright © Quectel Wireless Solutions Co., Ltd. 2024. All rights reserved.

Revision History

Version	Date	Author	Note
-	2024-11-02	Morrie DU/ Singh WANG/ Riva REN/ Rainey LIAO	Creation of the document
1.0	2024-11-02	Morrie DU/ Singh WANG/ Riva REN/ Rainey LIAO	First official release

QUECTEL

www.quectel.com