



Antenna Datasheet

Product OC: YECN001L1A

Version: 1.0

Date: 2024-05-15

Status: Released

Product Name: 4G Screw Mount External PIFA Antenna

Key Features:

Frequency Band: 450–470 MHz, 700-960 MHz, 1710-2690 MHz

Dimensions: Φ 40.6 mm \times 104 mm

Efficiency: Up to 64%

RoHS and REACH Compliant

IP67

IP69K

IK10

Overview

The YECN001L1A is a 4G external antenna measuring Φ 40.6 mm \times 104 mm. This ultra-wide-band 4G antenna provides broad coverage from 450–470 MHz, 700-960 MHz, 1710-2690 MHz whilst offering backward-compatibility to support 3G and 2G networks as well as LTE Cat-M and narrowband IoT (NB-IoT). The antenna is available with connection via customized cable lengths, terminated with SMA Male connector, which can also be customized. This low profile, screw mount omni-directional antenna, ideal for applications where the antenna is required to be discrete, is easy to install with maximum durability assured thanks to its IP67 & IP69K and IK10 rated, ASA enclosure.

It allows constant and reliable transmission and reception due to its omni-directional gain across all frequency bands. The YECN001L1A is designed as a pifa antenna, which offers high efficiency in all working bands. It is a perfect antenna product for customers that desire highest performance. This high-efficiency, high-gain omni-directional antenna is ideally suited for public safety, HD video streaming, utilities and smart Cities, fleet management, agricultural, industrial.

Typical applications include:

- Public safety
- HD Video Streaming
- Utilities and Smart Cities
- Fleet Management
- Agricultural
- Industrial

Quectel provides comprehensive antenna design support such as simulation, testing and manufacturing for custom antenna solutions to meet your specific application needs. We have regional R & D centers to offer quick response to meet your requirements. Please contact our sales & FAEs if you have any requests.

Contents

Overview	1
Contents	2
1 Specification	3
1.1. Electrical.....	3
1.2. Mechanical & Environmental	4
2 Drawing	5
3 Detailed Performance	7
3.1. S-Parameter Test	7
3.1.1. VSWR.....	7
3.1.2. Return Loss	8
3.2. Radiation Performance Test.....	9
3.2.1. Efficiency	9
3.2.2. Average Gain	10
3.2.3. Peak Gain.....	11
3.2.4. 3D & 2D Radiation Pattern.....	12
4 Packaging	16
Contact US	18
Legal Notices	19
Revision History	21

1 Specification

Test Condition: On 300 × 300 mm Metal Plane

1.1. Electrical

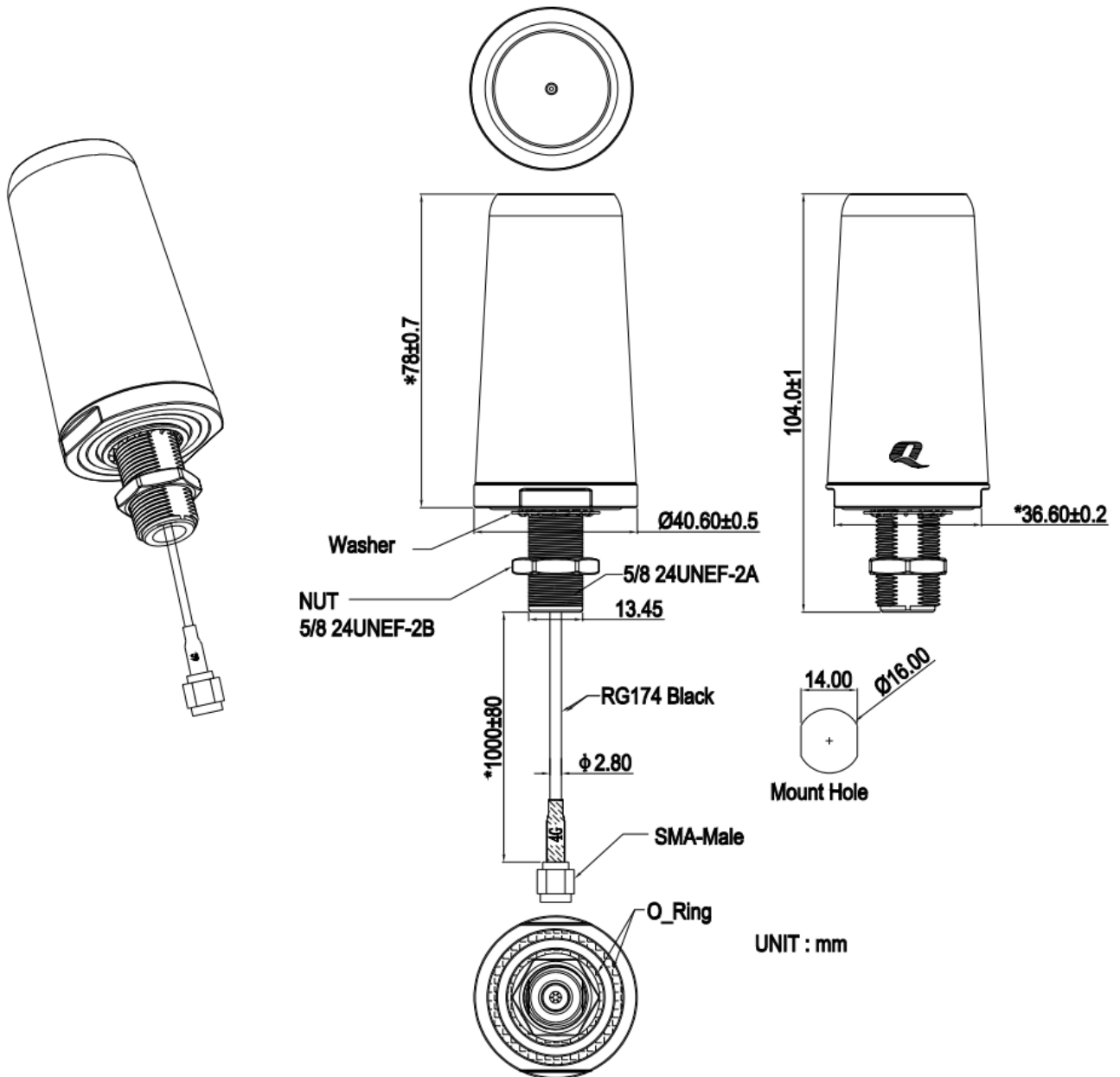
Electrical	
Frequency Range	450–470, 700–960, 1710–2690 MHz
Impedance	50 Ω
Polarization	Linear
Radiation Pattern	Omni-directional

Electrical - Detail										
SPEC	Band	B31 /B72	B71	B12 /B13 /B28	B5 /B8 /B26	n74 /n75 /n76	B1 /B2 /B3	B40	Wi-Fi 2G	B38 /B41
	Freq. (MHz)	450– 470	600– 700	700– 810	820– 960	1420– 1520	1700– 2170	2300– 2400	2400– 2500	2500– 2690
Max. VSWR		3.5	-	3.3	2.7	-	2.1	1.7	1.9	1.8
Max. Return Loss (dB)		-5.2	-	-5.5	-6.8	-	-8.9	-11.8	-10.3	-10.8
AVG Eff. (%)		30.8	-	56.6	48.3	-	42.7	45.4	41.3	47.7
AVG AVG Gain (dB)		-5.2	-	-2.5	-3.2	-	-3.7	-3.4	-3.8	-3.2
Max. Peak Gain (dBi)		-1.3	-	1.3	1.2	-	2.7	1.3	1.4	1.8
VSWR	≤ 3.5									
Return Loss	≤ -5.2 dB									
Peak Gain	≤ 2.7 dBi									

1.2. Mechanical & Environmental

Mechanical	
Antenna Dimensions	Φ 40.6 mm × 104 mm
Material & Color	ASA & Black
Cable Type & Length	RG174 Black & 1000 mm
Connector Type	SMA Male (The current state of the SMA connector is not waterproof. If a waterproof connector is needed, it can be customized.)
Weight	Typ. 200 g
Mounting Type	Screw
Environmental	
Operation Temperature	-40 °C to +85 °C
Storage Temperature	-40 °C to +85 °C
Ingress Protection (IP) Rating	IP67 (After Installation) IP69K (After Installation)
Impact Protection (IK) Rating	IK10
RoHS & REACH Compliant	Yes

2 Drawing



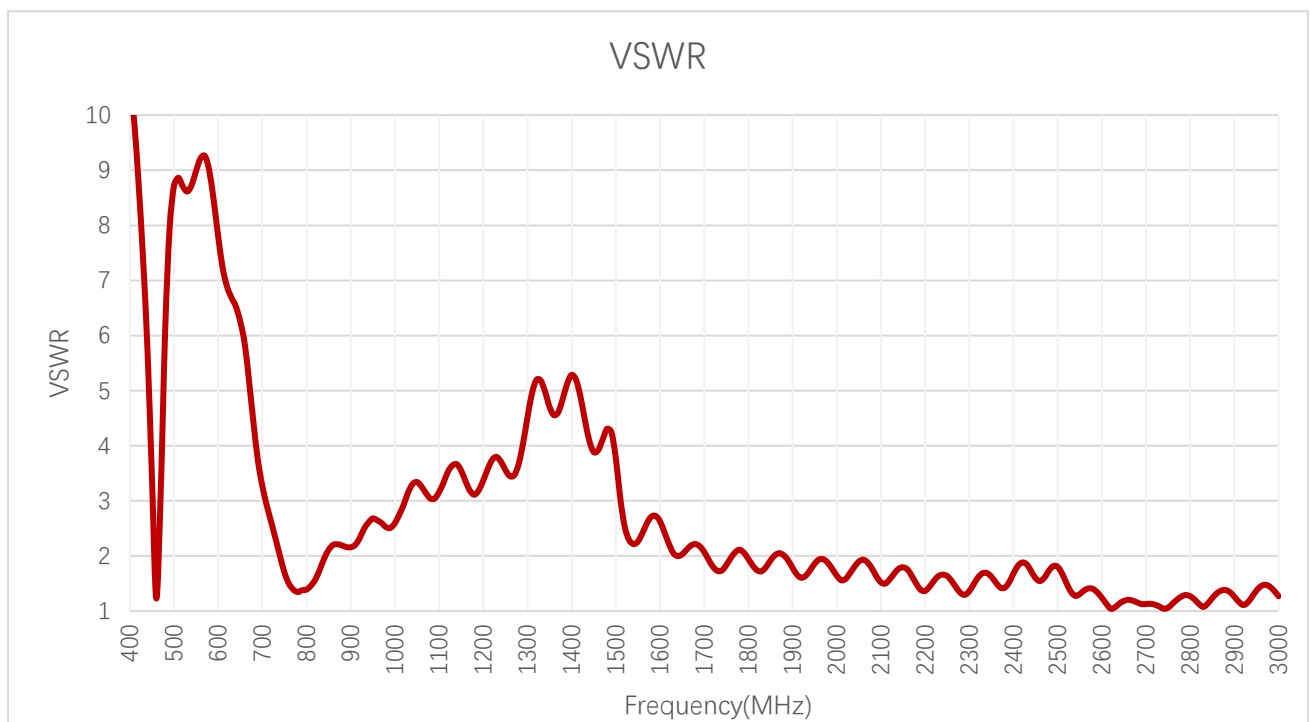
Caution: If you find the silicon seal ring dropping out of the groove when opening the package, it's a normal phenomenon due to its special structure design. Please assemble the silicon seal ring into groove before you assemble antenna on the device, thanks!



3 Detailed Performance

3.1. S-Parameter Test

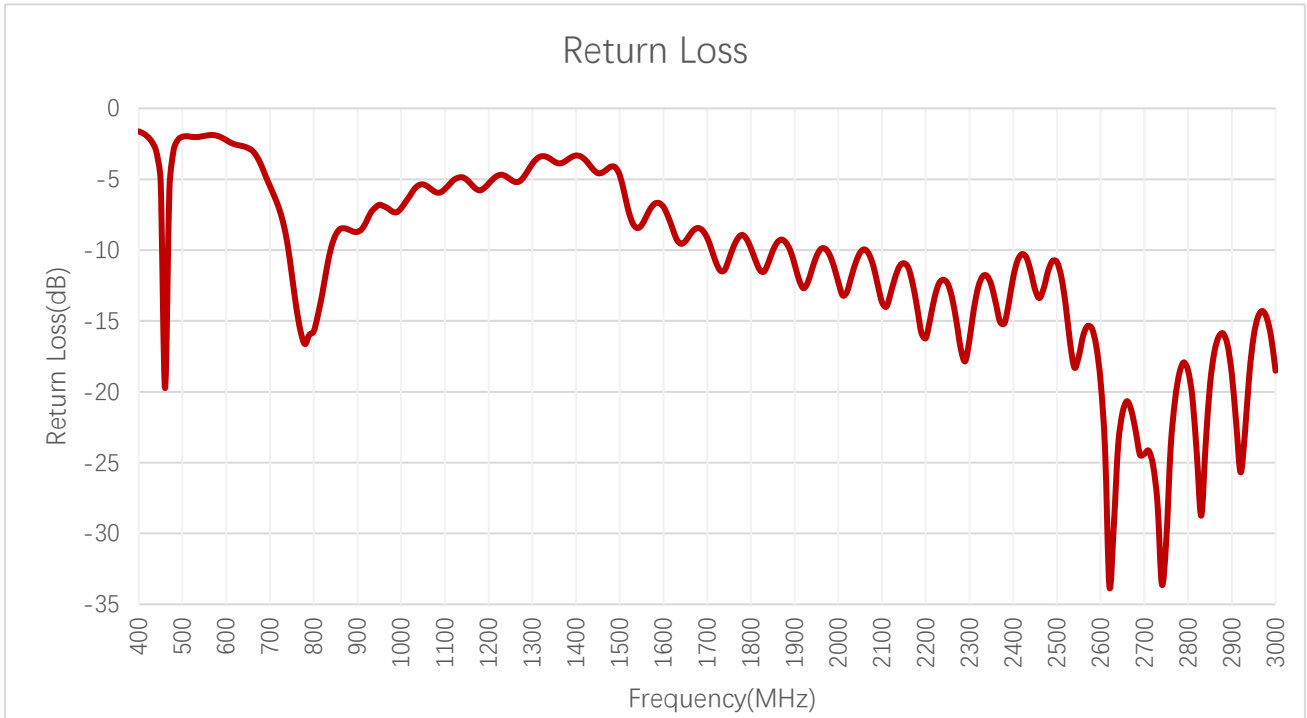
3.1.1. VSWR



VSWR

Frequency (MHz)	450	470	710	830	900	960	1440	1710	1740	1880
VSWR	3.5	3.2	2.9	1.8	2.2	2.6	-	1.9	1.7	2.0
Frequency (MHz)	1950	2140	2350	2450	2600	2690	4700	5000	5500	6000
VSWR	1.9	1.8	1.6	1.6	1.2	1.1	-	-	-	-

3.1.2. Return Loss

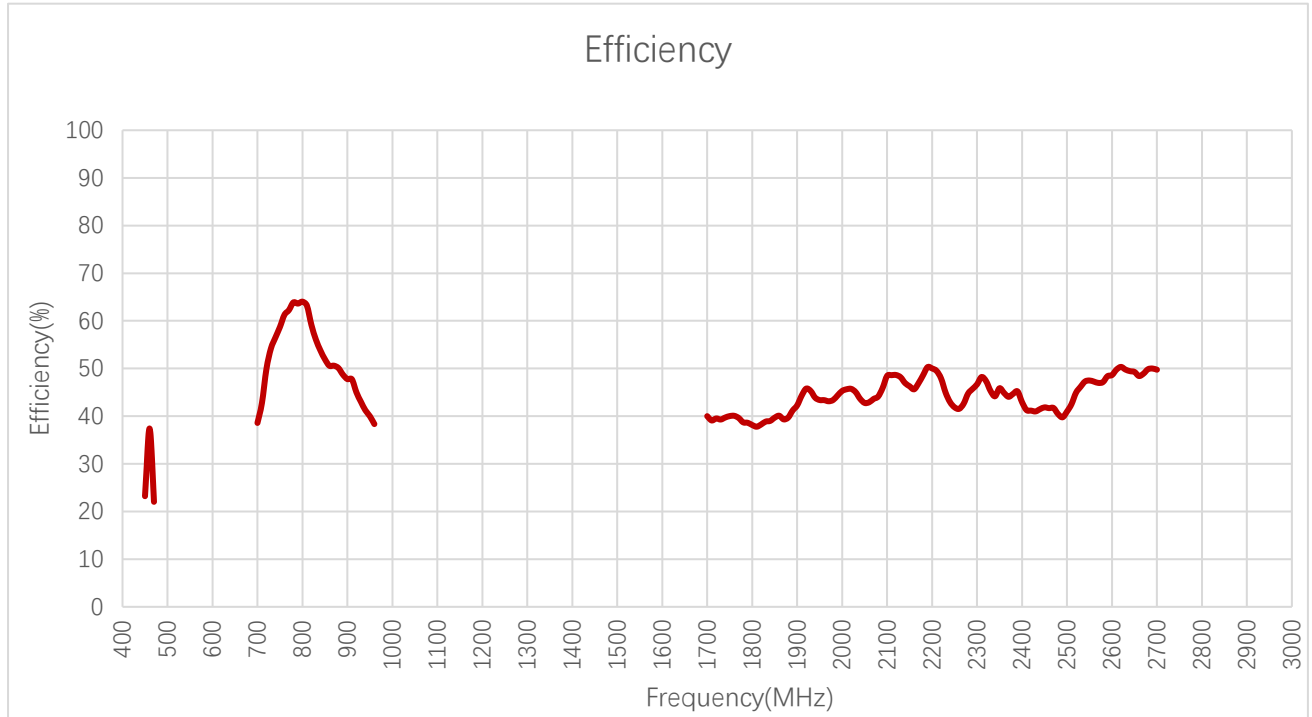


Return Loss (dB)

Frequency (MHz)	450	470	710	830	900	960	1440	1710	1740	1880
Return Loss (dB)	-5.2	-5.7	-6.2	-11.3	-8.7	-6.9	-	-10.0	-11.4	-9.5
Frequency (MHz)	1950	2140	2350	2450	2600	2690	4700	5000	5500	6000
Return Loss (dB)	-10.4	-11.1	-12.5	-12.8	-19.3	-24.5	-	-	-	-

3.2. Radiation Performance Test

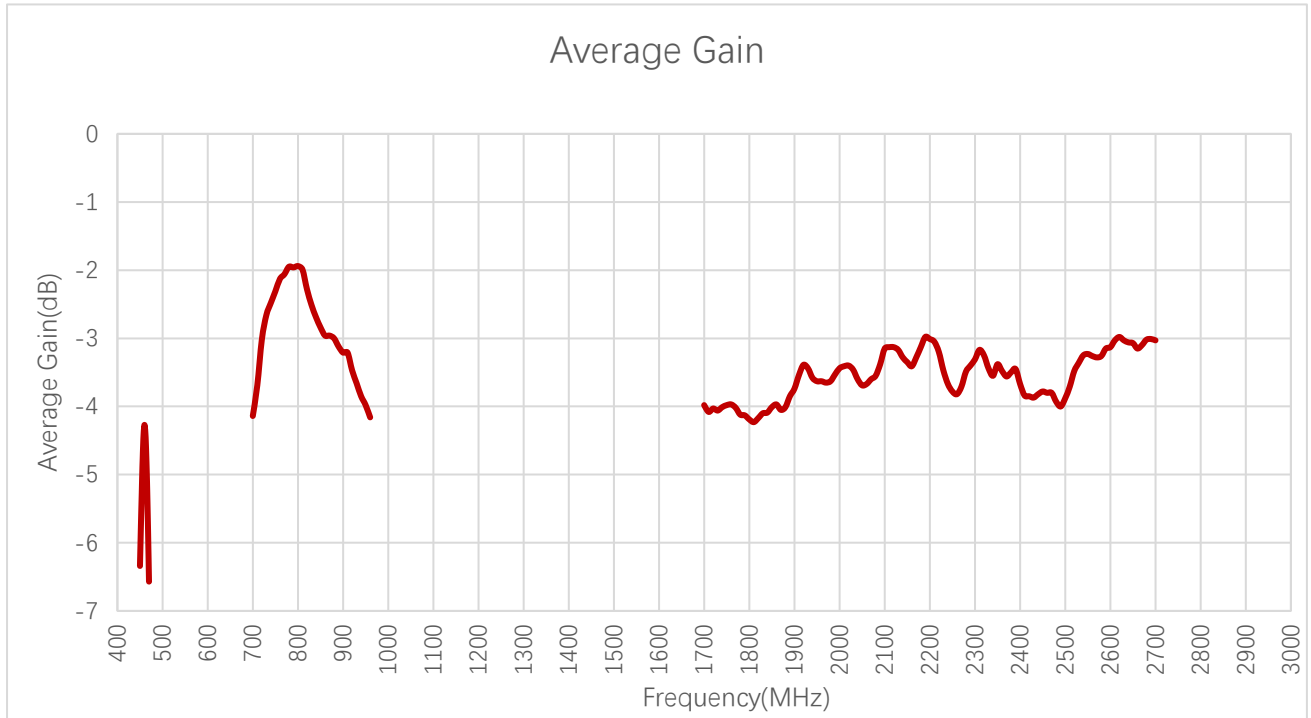
3.2.1. Efficiency



Efficiency (%)

Frequency (MHz)	450	470	710	830	900	960	1440	1710	1740	1880
Efficiency (%)	23.2	22.0	42.8	56.1	47.8	38.3	-	39.1	39.7	39.7
Frequency (MHz)	1950	2140	2350	2450	2600	2690	4700	5000	5500	6000
Efficiency (%)	43.4	47.0	45.9	41.9	48.6	50.0	-	-	-	-

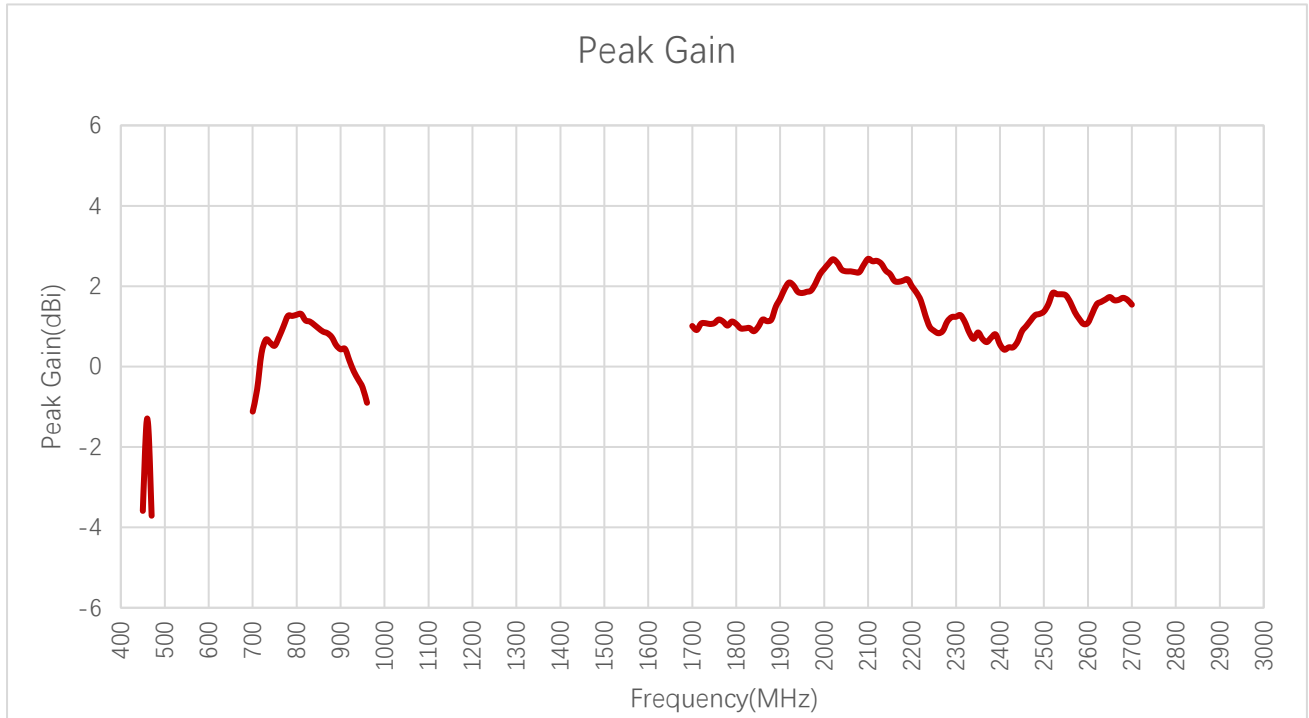
3.2.2. Average Gain



Average Gain (dB)

Frequency (MHz)	450	470	710	830	900	960	1440	1710	1740	1880
Average Gain (dB)	-6.3	-6.6	-3.7	-2.5	-3.2	-4.2	-	-4.1	-4.0	-4.0
Frequency (MHz)	1950	2140	2350	2450	2600	2690	4700	5000	5500	6000
Average Gain (dB)	-3.6	-3.3	-3.4	-3.8	-3.1	-3.0	-	-	-	-

3.2.3. Peak Gain

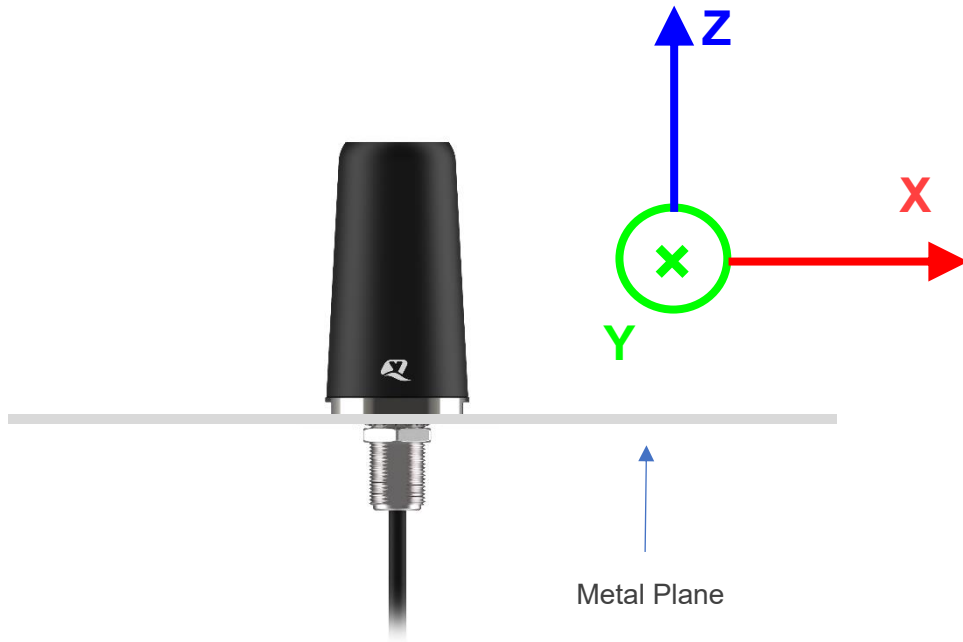


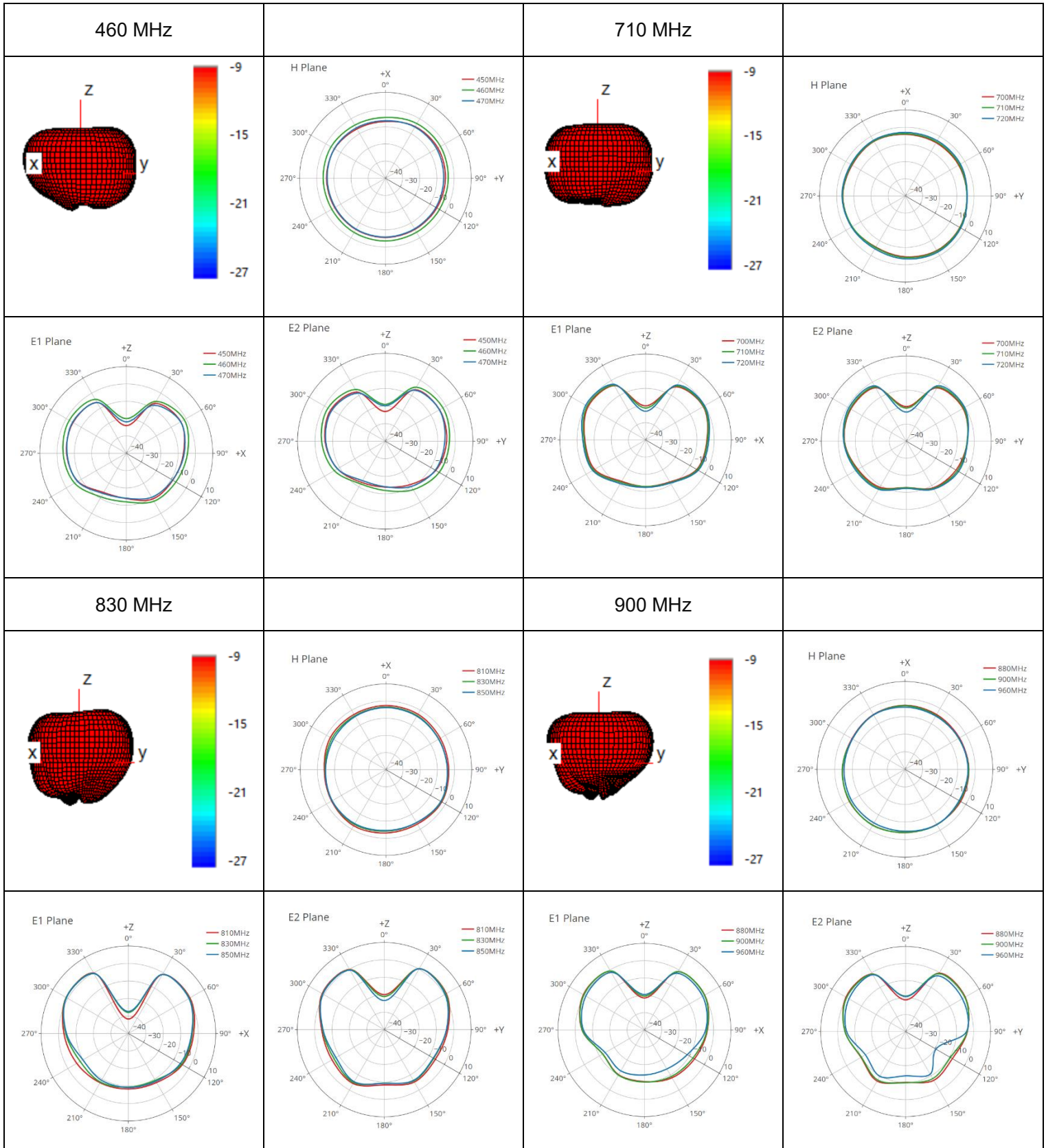
Peak Gain (dBi)

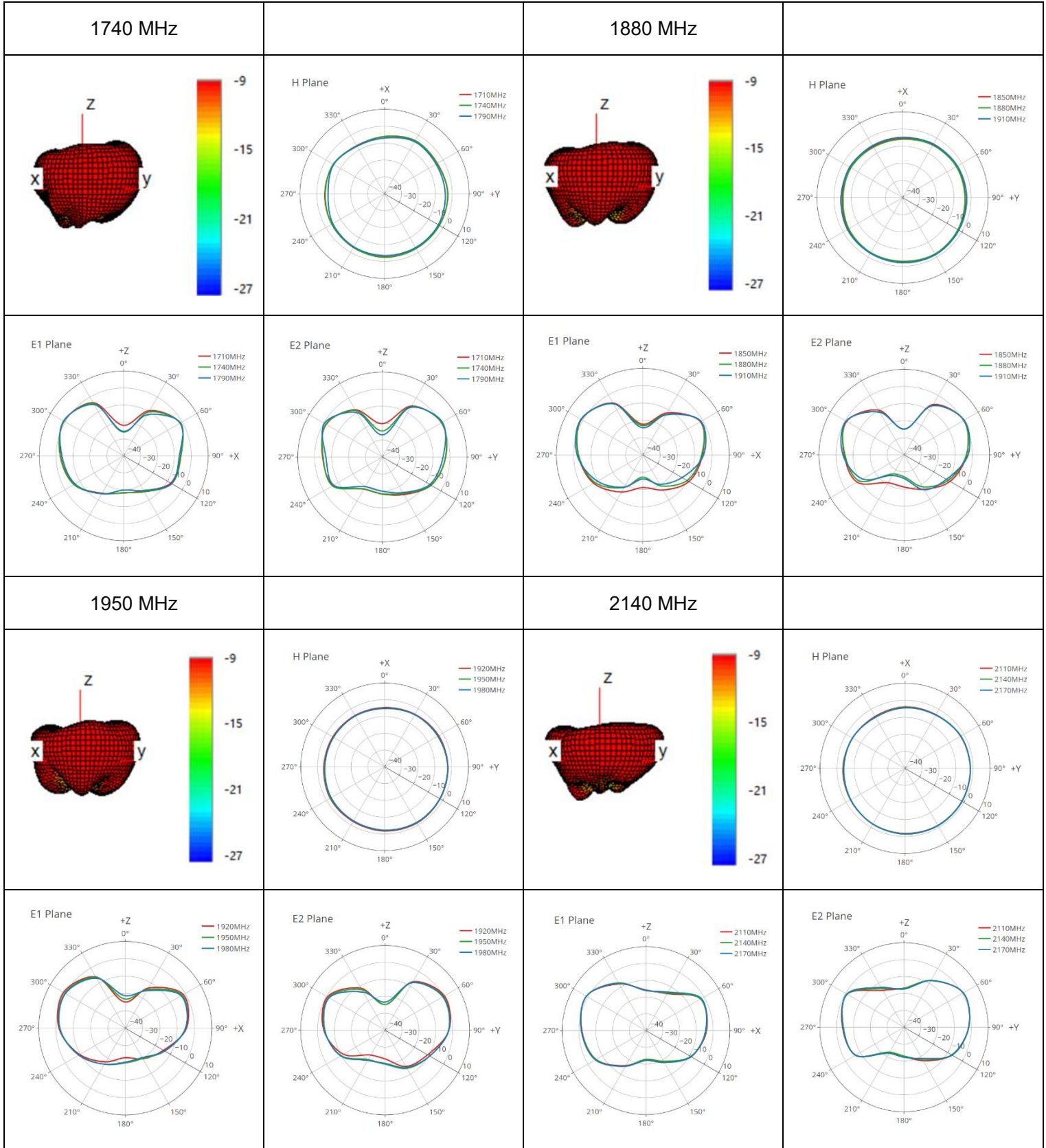
Frequency (MHz)	450	470	710	830	900	960	1440	1710	1740	1880
Peak Gain (dBi)	-3.6	-3.7	-0.6	1.1	0.4	-0.9	-	0.9	1.1	1.2
Frequency (MHz)	1950	2140	2350	2450	2600	2690	4700	5000	5500	6000
Peak Gain (dBi)	1.8	2.4	0.9	0.9	1.1	1.7	-	-	-	-

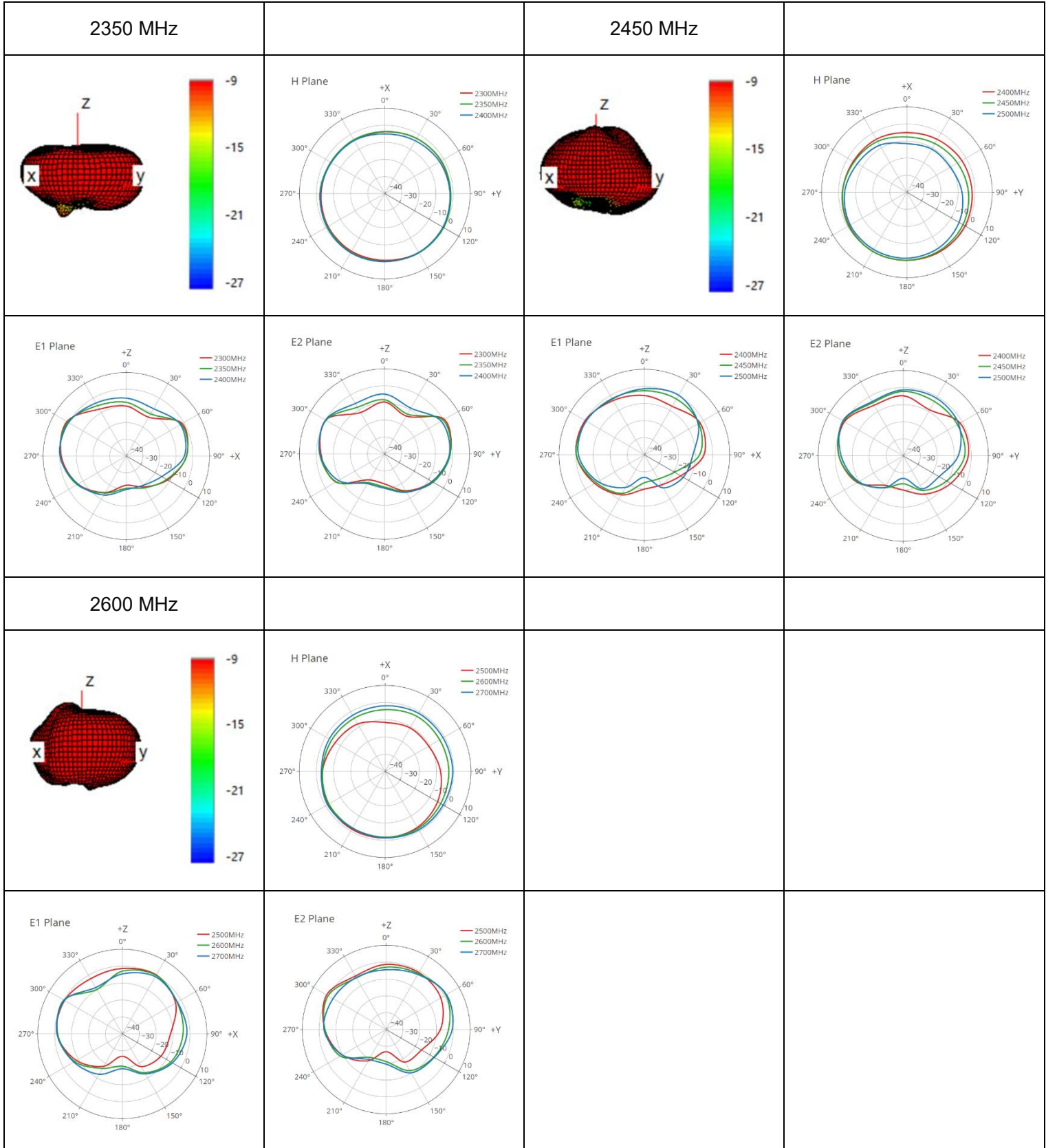
3.2.4. 3D & 2D Radiation Pattern

- Test Condition: On 300 × 300 mm Metal Plane
- Test Chamber: GL-G-1





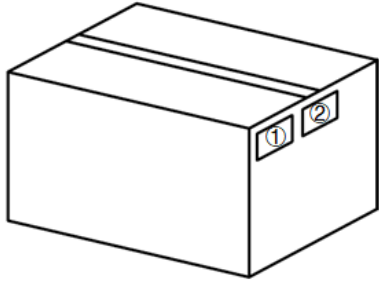
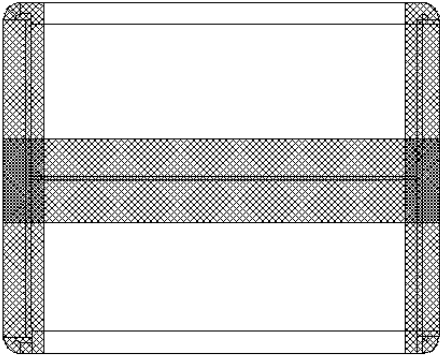






4 Packaging

Step	Packaging picture / 2D picture	Description
1		<p>The bottom of the product is placed inside the pearl cotton liner, and the top of the product is also placed inside the pearl cotton liner.</p> <p>The wiring harness is stuck in the pearl cotton slot above.</p>
2		<p>1 PCS Antenna / Inner box</p>
3		<p>9 Inner Boxes / Carton Box (9 PCS Antennas / Carton Box)</p> <p><u>Carton Size:</u> <u>L × W × H = 300 × 250 × 200 mm</u></p>

4	 A 3D perspective drawing of a rectangular carton. On the front face, there are two small rectangular labels. The left label is marked with a circled '1' and the right label is marked with a circled '2'.	Position for Attaching Labels ① Carton Label ② Quality Label
5	 A 3D perspective drawing of a rectangular carton. A wide, textured strip is wrapped around the middle of the carton, crossing over itself to form a seal. The strip has a cross-hatched or woven texture.	Sealing Cartons “工” type sealing cartons

Contact Us

At Quectel, our aim is to provide timely and comprehensive services to our customers. If you require any assistance, please contact our headquarters:

Quectel Wireless Solutions Co., Ltd.

Building 5, Shanghai Business Park Phase III (Area B), No.1016 Tianlin Road, Minhang District, Shanghai 200233, China

Tel: +86 21 5108 6236

Email: info@quectel.com

Or our local offices. For more information, please visit:

<http://www.quectel.com/support/sales.htm>.

For technical support, or to report documentation errors, please visit:

<http://www.quectel.com/support/technical.htm>.

Or email us at: support@quectel.com.

Legal Notices

We offer information as a service to you. The provided information is based on your requirements and we make every effort to ensure its quality. You agree that you are responsible for using independent analysis and evaluation in designing intended products, and we provide reference designs for illustrative purposes only. Before using any hardware, software or service guided by this document, please read this notice carefully. Even though we employ commercially reasonable efforts to provide the best possible experience, you hereby acknowledge and agree that this document and related services hereunder are provided to you on an “as available” basis. We may revise or restate this document from time to time at our sole discretion without any prior notice to you.

Use and Disclosure Restrictions

License Agreements

Documents and information provided by us shall be kept confidential, unless specific permission is granted. They shall not be accessed or used for any purpose except as expressly provided herein.

Copyright

Our and third-party products hereunder may contain copyrighted material. Such copyrighted material shall not be copied, reproduced, distributed, merged, published, translated, or modified without prior written consent. We and the third party have exclusive rights over copyrighted material. No license shall be granted or conveyed under any patents, copyrights, trademarks, or service mark rights. To avoid ambiguities, purchasing in any form cannot be deemed as granting a license other than the normal non-exclusive, royalty-free license to use the material. We reserve the right to take legal action for noncompliance with abovementioned requirements, unauthorized use, or other illegal or malicious use of the material.

Trademarks

Except as otherwise set forth herein, nothing in this document shall be construed as conferring any rights to use any trademark, trade name or name, abbreviation, or counterfeit product thereof owned by Quectel or any third party in advertising, publicity, or other aspects.

Third-Party Rights

This document may refer to hardware, software and/or documentation owned by one or more third parties (“third-party materials”). Use of such third-party materials shall be governed by all restrictions and obligations applicable thereto.

We make no warranty or representation, either express or implied, regarding the third-party materials, including but not limited to any implied or statutory, warranties of merchantability or fitness for a particular purpose, quiet enjoyment, system integration, information accuracy, and non-infringement of any third-party intellectual property rights with regard to the licensed technology or use thereof. Nothing herein constitutes a representation or warranty by us to either develop, enhance, modify, distribute, market, sell, offer for sale, or otherwise maintain production of any our products or any other hardware, software, device, tool, information, or product. We moreover disclaim any and all warranties arising from the course of dealing or usage of trade.

Privacy Policy

To implement module functionality, certain device data are uploaded to Quectel's or third-party's servers, including carriers, chipset suppliers or customer-designated servers. Quectel, strictly abiding by the relevant laws and regulations, shall retain, use, disclose or otherwise process relevant data for the purpose of performing the service only or as permitted by applicable laws. Before data interaction with third parties, please be informed of their privacy and data security policy.

Disclaimer

- a) We acknowledge no liability for any injury or damage arising from the reliance upon the information.
- b) We shall bear no liability resulting from any inaccuracies or omissions, or from the use of the information contained herein.
- c) While we have made every effort to ensure that the functions and features under development are free from errors, it is possible that they could contain errors, inaccuracies, and omissions. Unless otherwise provided by valid agreement, we make no warranties of any kind, either implied or express, and exclude all liability for any loss or damage suffered in connection with the use of features and functions under development, to the maximum extent permitted by law, regardless of whether such loss or damage may have been foreseeable.
- d) We are not responsible for the accessibility, safety, accuracy, availability, legality, or completeness of information, advertising, commercial offers, products, services, and materials on third-party websites and third-party resources.

Copyright © Quectel Wireless Solutions Co., Ltd. 2024. All rights reserved.

Revision History

Version	Date	Author	Note
-	2024-05-15	Sly LIU/ Lance SUN/ David LIU/ Rainey LIAO	Creation of the document
1.0	2024-05-15	Sly LIU/ Lance SUN/ David LIU/ Rainey LIAO	First official release

QUECTEL

www.quectel.com